



**LAKE SUPERIOR**  
STATE UNIVERSITY  
CHARTER SCHOOLS

Portfolio Performance Report 2018-19



Portfolio  
Performance  
Report

2018-19

## MESSAGE FROM DIRECTOR

Greetings,

We can hardly believe that it has been twenty-two years since we first began our authorizing journey. We use the term “journey” intentionally as it embodies our experience as an authorizer. LSSU Charter Schools has evolved since we first authorized two academies in 1998. Today, we currently authorize twenty-one academies throughout Michigan serving over 9,000 students.

Just as our academies have grown and changed throughout the years, we have also evolved as an authorizer in the services and support we provide. We hope you have noticed! While we’ve adjusted our methods a bit, our mission and vision have remained focused on ensuring students leave the doors of our academies ready for the next phase of their life whether it be to continue their education, enter the workforce, or join the military.

Thank you for all that you do for the students that attend your academies. Your hard work is noticed and appreciated.

The Portfolio Report provides a summary of the academic, financial, governance, and compliance data for the portfolio of LSSU academies.

Sincerely,

**Chris Oshelski**  
Executive Director  
LSSU Charter Schools



## PHILOSOPHY

We believe in authorizing through the lens of an educator, realizing students are more than academic performance or financial incentives. True authorizing takes into account the whole child, whole academy, and whole community while recognizing the importance of increased performance and sustainability.

## MISSION

We will ensure quality oversight and support to our charter academies resulting in students that are prepared for the next phase of their life whether it be college, the military, or entering the workforce.

## VISION

We envision an educational system that provides families with diverse educational opportunities that allow each child to flourish and find his/her place in the global community.

### **BOARD OF TRUSTEES**

Mr. Thomas Bailey, 1st Vice Chair  
Mr. Richard Barch  
Mr. Timothy Lukenda, 2nd Vice Chair  
Dr. Mark Mercer  
Mr. Rodney Nelson  
Ms. Ann Parker, Chair  
Mr. Randy Pingatore  
Ms. Sandi Frost- Steensma

### **LSSU PRESIDENT**

Dr. Rodney S. Hanley

### **LSSU PROVOST**

Dr. Lynn G. Gillette

### **DIRECTOR-CHARTER SCHOOLS**

Chris Oshelski



“

While charged as an authorizer to hold the schools accountable, Chris Oshelski and the team at LSSU Charter Schools, work hard through individual relationships to keep the focus on students, to allow schools the autonomy necessary to innovate, and to support each school as it strives for excellent performance.

”

**Dan Quisenberry**

President  
Michigan Association of  
Public School Academies

TIME LINE

# our story



“

We take our responsibility as an authorizer seriously and strive to support our academies in their quest for academic excellence while ensuring they meet the federal, state, and authorizer requirements outlined in the contract between their academy board and the LSSU Board of Trustees.

”

**Chris Oshelski**  
 Director  
 LSSU Charter Schools



## REAUTHORIZATION

American International Academy  
Bay City Academy  
DeTour Arts & Technology Academy  
ICademy  
Macomb Montessori Academy  
Momentum Academy  
Tipton Academy  
Widening Advancements for Youth - Flint

## REAUTHORIZATION

Regent Park Scholars

2014

## AUTHORIZED

Innocademy Allegan Academy

2016

2017

## REAUTHORIZATION

Advanced Technology Academy  
Charlton Heston Academy  
Concord Academy Boyne  
Widening Advancements  
for Youth - Detroit  
Work Skills Corportion

### Non-Renewal

Grand Rapids Ellington Academy

2018

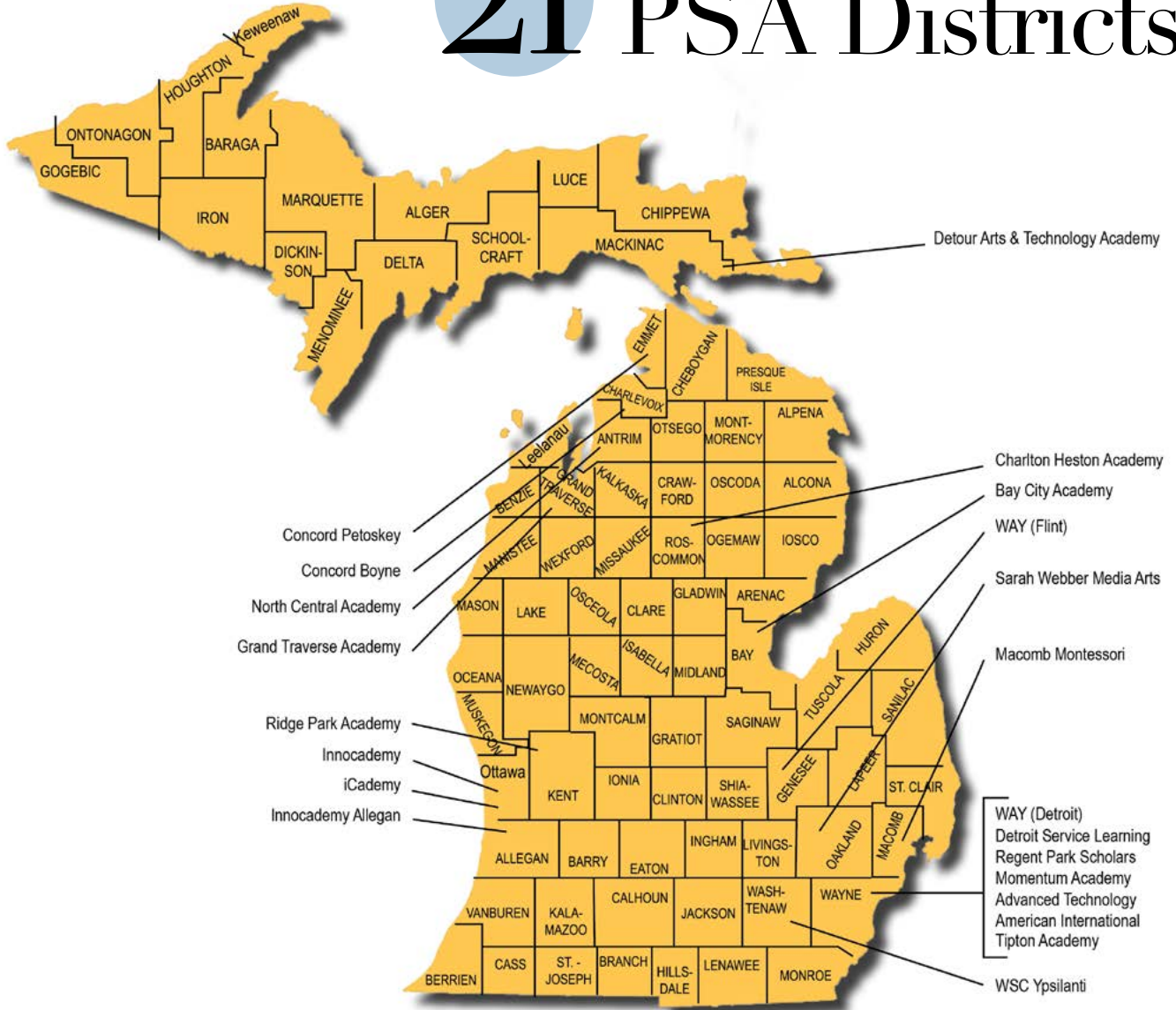
2019

## REAUTHORIZATION

Innocademy Allegan Academy

## OUR PORTFOLIO

# 21 PSA Districts



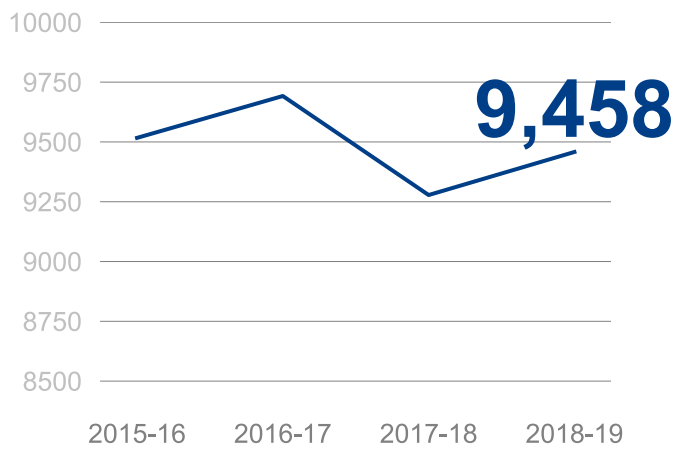
“

Our focus as an authorizer is not to have the largest portfolio but rather to provide quality services for those in which we authorize and ensure students attending our academies are well prepared for their future.

”

**Julie Hopper**  
Academic Assessment Specialist  
LSSU Charter Schools

# ENROLLMENT



“

LSSU's charter schools provide a meaningful choice for Michigan parents and children who expect and demand a quality public school education. The oversight of our schools provided by LSSU's charter school office is beyond reproach and an example of excellence in public school accountability.

**Mr. Rodney Nelson**  
LSSU Board of Trustees

”





## STUDENT OPPORTUNITIES

### JR. LAKER SCHOLARSHIP

LSSU CSO offers a scholarship to students who graduate from an academy authorized by LSSU who have a minimum cumulative grade point average of 2.5 and earned a minimum composite score of 990 on the SAT. The scholarship has a potential value of up to \$8,000. (\$2,000 per year or \$1,000 per semester)

### S.T.E.A.M. CAMP

LSSU CSO coordinates a variety of science, technology, engineering, arts, and music camp opportunities. These camps are dedicated to providing unique and potentially life changing experiences for LSSU charter school students.

### SUMMER CAMPS

LSSU CSO, in conjunction with Superior Adventures, coordinates both financially and logistically summer camp experiences for charter school students. Roughly 140 students participated in 2018-19 with multiple scholarships utilized by students to attend high school academic camps. Students enjoy a wide variety of learning and enrichment experiences.

### EARLY COLLEGE

The Eastern Upper Peninsula Early College Program is a partnership between LSSU and local school districts of the Eastern Upper Peninsula Intermediate School District. The five year high school program allows a student to earn a high school diploma and college credits leading up to an Associate's degree from LSSU or a Michigan Early/Middle College Association Technical Certificate.

### HOLIDAY CARD CONTEST

LSSU sponsors an annual holiday card contest that features the art work of charter school students. Winners receive a Swag Bag filled with Laker goodies.


### DUAL ENROLLMENT

LSSU offers dual and concurrent enrollment opportunities for high school students to earn university credits while still in high school. Students are able to get a jump start on earning their college degree.

“

The Jr. Laker Scholarship has allowed me to pursue my dream of becoming a nurse. Having been a graduate of an academy chartered by LSSU (Grand Traverse Academy), I feel as if I was well prepared for the rigor of college courses. I sincerely appreciate the financial assistance by LSSU which has lessened my burden on how I'll finance my education.

”



**Natalie Fenchel**

Grand Traverse Academy | Class of 2015

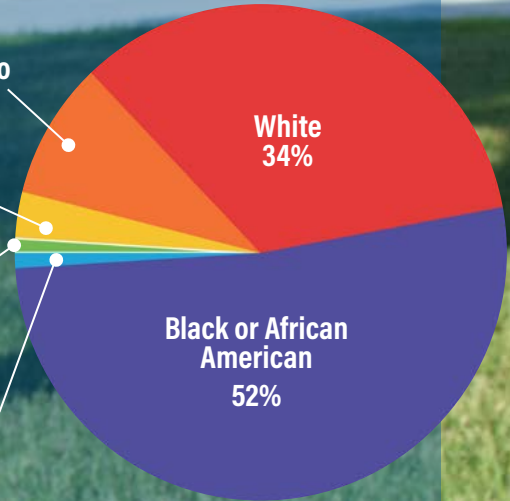
# our students

Hispanic or Latino  
9%

Multiracial  
3%

Native American  
or Alaska Native  
1%

Asian American  
1%



**70%** QUALIFY  
FREE REDUCED  
LUNCH

**9%** SPECIAL  
EDUCATION

**5%** LIMITED  
ENGLISH  
PROFICIENCY

“

We believe in providing school support that meets the needs of each academy rather than a one size fits all mentality. Our tiering system allows us to identify academies that may benefit from specific support services.

”

**Brooke Maciag**  
School Support Specialist  
LSSU Charter Schools

## PERFORMANCE

44

Median NWEA  
Student Conditional  
Growth Percentile

39%

Met NWEA  
Achievement  
Target  
(Cohort students)

17%

Advanced/Proficient  
on M-STEP  
(ELA &  
Mathematics)

770

Median PSAT 8  
(Cohort students)

900

Median SAT  
(Cohort students)



# COHORT VS NON-COHORT

## Cohort Students:

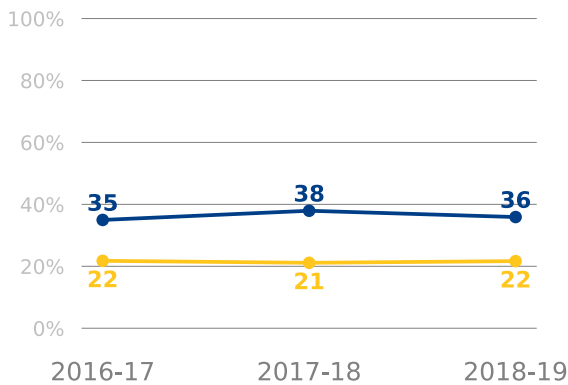
Students who have been continuously enrolled for 3 or more years

## Non-Cohort Students:

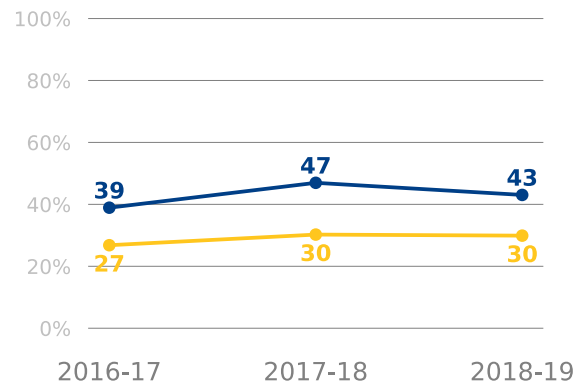
Students who have been enrolled for less than 3 years

### NWEA: Cohort vs. Non-Cohort Students

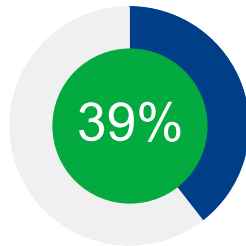
#### % Meeting Mathematics Targets



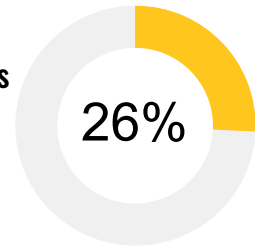
#### % Meeting Reading Targets



Percent of cohort students meeting both mathematics and reading targets:



Percent of non-cohort students meeting both mathematics and reading targets:



**Cohort students will achieve a greater median scale score than non-cohort students.**

#### NWEA Mathematics

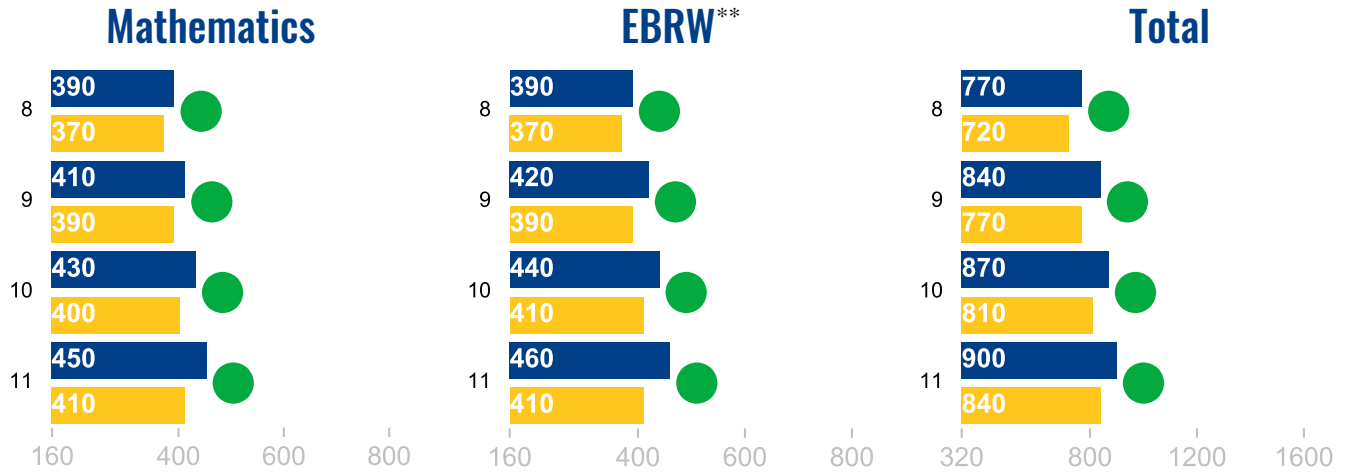
Grade	Cohort	Non-Cohort
2	190	186
3	197	193
4	207	198
5	215	207.5
6	217	212
7	219	213
8	226	218

#### NWEA Reading

Grade	Cohort	Non-Cohort
2	185	180
3	195	190
4	202	195
5	210	205
6	213	210
7	216	212
8	219	214

# COLLEGE READINESS

## PSAT & SAT: Cohort vs. Non-Cohort Students

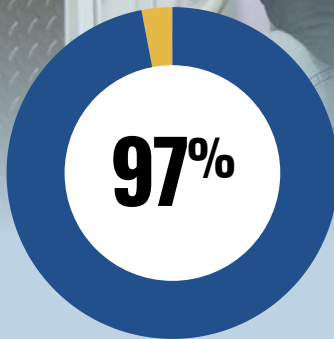


\* Indicates less than 10 students. >95% and <5% are censored in case of < 10 students.

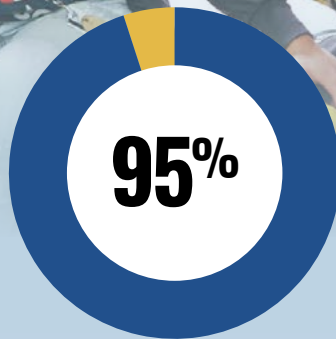
\*\*Evidenced Based Reading and Writing



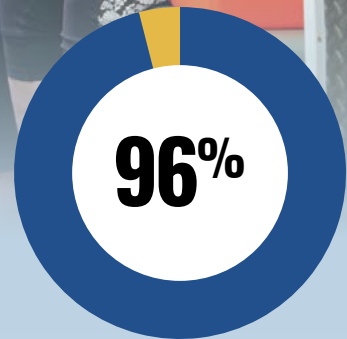
## COMPLIANCE



Board Tasks



Academy Tasks



Overall Compliance

## Finance



Average Revenues Per Pupil



Average Fund Balance



Average Expenditures Per Pupil



Foundation Per Pupil

A group of five young adults, three women and two men, are smiling and holding a large white sign. They are dressed in casual, contemporary clothing. The background is a blurred outdoor setting, likely a campus or park, with a building visible in the distance.

# DASH BOARD



**LAKE SUPERIOR**  
STATE UNIVERSITY  
CHARTER SCHOOLS

# SCHOOLS AND DATA



## AMERICAN INTERNATIONAL ACADEMY

300 S. Henry Ruff Rd. Westland, MI 48186		WEBSITE:	GRADES:	YEAR OPENED:	ENROLLMENT:
		<a href="http://www.americanintlacademy.com">www.americanintlacademy.com</a>	K-12	2011	709
M-STEP Proficiency	NWEA SCGP	NWEA Achievement	Median SAT	Health Factor	Health Outcome
<b>&lt;5%</b>	<b>22</b>	<b>14</b>	<b>&lt;10 students</b>	<b>83</b>	<b>82</b>
State Aid Membership	Fund Balance %	Board Meetings	Board Attendance	Epicenter Academy	Epicenter Board
<b>683</b>	<b>9%</b>	<b>7</b>	<b>92%</b>	<b>80%</b>	<b>82%</b>

## ADVANCED TECHNOLOGY ACADEMY

4801 Oakman Blvd. Dearborn, MI 48126		WEBSITE:	GRADES:	YEAR OPENED:	ENROLLMENT:
		<a href="http://www.atafordpas.org">www.atafordpas.org</a>	K-12	2000	1295
M-STEP Proficiency	NWEA SCGP	NWEA Achievement	Median SAT	Health Factor	Health Outcome
<b>11%</b>	<b>44</b>	<b>28</b>	<b>860</b>	<b>83</b>	<b>82</b>
State Aid Membership	Fund Balance %	Board Meetings	Board Attendance	Epicenter Academy	Epicenter Board
<b>1273</b>	<b>13%</b>	<b>7</b>	<b>82%</b>	<b>98%</b>	<b>99%</b>

## BAY CITY ACADEMY

301 N. Farragut St. Bay City, MI 48708		WEBSITE:	GRADES:	YEAR OPENED:	ENROLLMENT:
		<a href="http://www.baycityacademy.com">www.baycityacademy.com</a>	K-11	2011	246
M-STEP Proficiency	NWEA SCGP	NWEA Achievement	Median SAT	Health Factor	Health Outcome
<b>22%</b>	<b>51</b>	<b>42</b>	<b>895</b>	<b>52</b>	<b>58</b>
State Aid Membership	Fund Balance %	Board Meetings	Board Attendance	Epicenter Academy	Epicenter Board
<b>362</b>	<b>-30%</b>	<b>9</b>	<b>82%</b>	<b>98%</b>	<b>100%</b>

## NORTH CENTRAL ACADEMY

5055 Corey Road Mancelona, MI 49659		WEBSITE:	GRADES:	YEAR OPENED:	ENROLLMENT:
		<a href="http://northcentralacademy.net">northcentralacademy.net</a>	K-12	2012	117
M-STEP Proficiency	NWEA SCGP	NWEA Achievement	Median SAT	Health Factor	Health Outcome
<b>9%</b>	<b>45</b>	<b>21</b>	<b>&lt;10 students</b>	<b>29</b>	<b>17</b>
State Aid Membership	Fund Balance %	Board Meetings	Board Attendance	Epicenter Academy	Epicenter Board
<b>n/a</b>	<b>n/a</b>	<b>n/a</b>	<b>n/a</b>	<b>n/a</b>	<b>n/a</b>

## CHARLTON HESTON ACADEMY

1350 N St. Helen Rd. St. Helen, MI 48656		WEBSITE:	GRADES:	YEAR OPENED:	ENROLLMENT:
		<a href="http://www.charltonhestonacademy.com">www.charltonhestonacademy.com</a>	K-12	2012	685
M-STEP Proficiency	NWEA SCGP	NWEA Achievement	Median SAT	Health Factor	Health Outcome
<b>18%</b>	<b>49</b>	<b>47</b>	<b>830</b>	<b>79</b>	<b>72</b>
State Aid Membership	Fund Balance %	Board Meetings	Board Attendance	Epicenter Academy	Epicenter Board
<b>681</b>	<b>6%</b>	<b>12</b>	<b>88%</b>	<b>81%</b>	<b>95%</b>

\*North Central Academy is a site of Bay City Academy





# SCHOOLS AND DATA

## CONCORD ACADEMY - BOYNE

401 East Dietz Rd. Boyne City, MI 49712		WEBSITE:	GRADES:	YEAR OPENED:	ENROLLMENT:
		www.concordboyne.com	K-12	2000	158
M-STEP Proficiency	NWEA SCGP	NWEA Achievement	Median SAT	Health Factor	Health Outcome
<b>42%</b>	<b>50</b>	<b>69</b>	<b>&lt;10 students</b>	<b>11</b>	<b>13</b>
State Aid Membership	Fund Balance %	Board Meetings	Board Attendance	Epicenter Academy	Epicenter Board
<b>157</b>	<b>49%</b>	<b>10</b>	<b>98%</b>	<b>99%</b>	<b>100%</b>

## CONCORD ACADEMY - PETOSKEY

2468 Atkins Rd. Petoskey, MI 49770		WEBSITE:	GRADES:	YEAR OPENED:	ENROLLMENT:
		www.concordpetoskey.com	K-12	2000	179
M-STEP Proficiency	NWEA SCGP	NWEA Achievement	Median SAT	Health Factor	Health Outcome
<b>23%</b>	<b>59</b>	<b>53</b>	<b>955</b>	<b>8</b>	<b>7</b>
State Aid Membership	Fund Balance %	Board Meetings	Board Attendance	Epicenter Academy	Epicenter Board
<b>178</b>	<b>60%</b>	<b>10</b>	<b>85%</b>	<b>100%</b>	<b>100%</b>

## DETOUR ARTS AND TECHNOLOGY ACADEMY

202 Division St. DeTour, MI 49725		WEBSITE:	GRADES:	YEAR OPENED:	ENROLLMENT:
		detourata.eupschools.org	K-12	2013	135
M-STEP Proficiency	NWEA SCGP	NWEA Achievement	Median SAT	Health Factor	Health Outcome
<b>30%</b>	<b>55</b>	<b>44</b>	<b>n/a</b>	<b>78</b>	<b>19</b>
State Aid Membership	Fund Balance %	Board Meetings	Board Attendance	Epicenter Academy	Epicenter Board
<b>98</b>	<b>14%</b>	<b>11</b>	<b>85%</b>	<b>95%</b>	<b>100%</b>

## DETROIT SERVICE LEARNING ACADEMY

21605 W Seven Mile Rd. Detroit, MI 48219		WEBSITE:	GRADES:	YEAR OPENED:	ENROLLMENT:
		www.detroitsla.org	K-8	1999	858
M-STEP Proficiency	NWEA SCGP	NWEA Achievement	Median SAT	Health Factor	Health Outcome
<b>&lt;5%</b>	<b>34</b>	<b>15</b>	<b>n/a</b>	<b>83</b>	<b>83</b>
State Aid Membership	Fund Balance %	Board Meetings	Board Attendance	Epicenter Academy	Epicenter Board
<b>1332</b>	<b>18%</b>	<b>12</b>	<b>88%</b>	<b>100%</b>	<b>100%</b>

## REDFORD SERVICE LEARNING ACADEMY

25940 Grand River Avenue Redford, MI 48239		WEBSITE:	GRADES:	YEAR OPENED:	ENROLLMENT:
		www.redfordsla.org/	K-8	2014	445
M-STEP Proficiency	NWEA SCGP	NWEA Achievement	Median SAT	Health Factor	Health Outcome
<b>&lt;5%</b>	<b>35</b>	<b>19</b>	<b>n/a</b>	<b>83</b>	<b>82</b>
State Aid Membership	Fund Balance %	Board Meetings	Board Attendance	Epicenter Academy	Epicenter Board
<b>n/a</b>	<b>n/a</b>	<b>n/a</b>	<b>n/a</b>	<b>n/a</b>	<b>n/a</b>

\*Redford Service Learning Academy is a site of Detroit Service Learning Academy

# SCHOOLS AND DATA



## GRAND TRAVERSE ACADEMY

1245 E Hammond Rd. Traverse City, MI 49686		WEBSITE:	GRADES:	YEAR OPENED:	ENROLLMENT:
		www.mygta.us	K-12	1999	206
M-STEP Proficiency	NWEA SCGP	NWEA Achievement	Median SAT	Health Factor	Health Outcome
<b>41%</b>	<b>54</b>	<b>64</b>	<b>1105</b>	<b>7</b>	<b>6</b>
State Aid Membership	Fund Balance %	Board Meetings	Board Attendance	Epicenter Academy	Epicenter Board
<b>912</b>	<b>13%</b>	<b>12</b>	<b>86%</b>	<b>99%</b>	<b>100%</b>

## ICADEMY GLOBAL

8485 Homestead Zeeland, MI 49464		WEBSITE:	GRADES:	YEAR OPENED:	ENROLLMENT:
		www.icademyglobal.org	K-12	2014	113
M-STEP Proficiency	NWEA SCGP	NWEA Achievement	Median SAT	Health Factor	Health Outcome
<b>33%</b>	<b>44</b>	<b>78</b>	<b>&lt;10 students</b>	<b>3</b>	<b>2</b>
State Aid Membership	Fund Balance %	Board Meetings	Board Attendance	Epicenter Academy	Epicenter Board
<b>213</b>	<b>30%</b>	<b>14</b>	<b>85%</b>	<b>97%</b>	<b>97%</b>

## INNOCADEMY

8485 Homestead Zeeland, MI 49464		WEBSITE:	GRADES:	YEAR OPENED:	ENROLLMENT:
		www.innocademy.com	K-8	2012	340
M-STEP Proficiency	NWEA SCGP	NWEA Achievement	Median SAT	Health Factor	Health Outcome
<b>32%</b>	<b>44</b>	<b>60</b>	<b>n/a</b>	<b>3</b>	<b>2</b>
State Aid Membership	Fund Balance %	Board Meetings	Board Attendance	Epicenter Academy	Epicenter Board
<b>335</b>	<b>21%</b>	<b>12</b>	<b>88%</b>	<b>98%</b>	<b>99%</b>

## INNOCADEMY ALLEGAN CAMPUS

2611 56th St. Fennville, MI 49408		WEBSITE:	GRADES:	YEAR OPENED:	ENROLLMENT:
		allegan.innocademy.com	K-8	2013	201
M-STEP Proficiency	NWEA SCGP	NWEA Achievement	Median SAT	Health Factor	Health Outcome
<b>13%</b>	<b>38</b>	<b>29</b>	<b>n/a</b>	<b>17</b>	<b>15</b>
State Aid Membership	Fund Balance %	Board Meetings	Board Attendance	Epicenter Academy	Epicenter Board
<b>110</b>	<b>17%</b>	<b>10</b>	<b>82%</b>	<b>98%</b>	<b>99%</b>

## MACOMB MONTESSORI ACADEMY

14057 East 9 Mile Warren, MI 48089		WEBSITE:	GRADES:	YEAR OPENED:	ENROLLMENT:
		www.macombmontessoriacademy.com	Pre-6	2012	215
M-STEP Proficiency	NWEA SCGP	NWEA Achievement	Median SAT	Health Factor	Health Outcome
<b>&lt;5%</b>	<b>35</b>	<b>24</b>	<b>n/a</b>	<b>37</b>	<b>54</b>
State Aid Membership	Fund Balance %	Board Meetings	Board Attendance	Epicenter Academy	Epicenter Board
<b>198</b>	<b>8%</b>	<b>9</b>	<b>82%</b>	<b>98%</b>	<b>100%</b>



# SCHOOLS AND DATA

## MOMENTUM ACADEMY

WEBSITE:		GRADES:	YEAR OPENED:	ENROLLMENT:	
60 S Lynn Ave. Waterford, MI 48328		www.momentumacademy.org	K-5	2013	749
M-STEP Proficiency	NWEA SCGP	NWEA Achievement	Median SAT	Health Factor	Health Outcome
<b>9%</b>	<b>40</b>	<b>&lt;10 students</b>	<b>n/a</b>	<b>83</b>	<b>82</b>
State Aid Membership	Fund Balance %	Board Meetings	Board Attendance	Epicenter Academy	Epicenter Board
<b>208</b>	<b>3%</b>	<b>7</b>	<b>60%</b>	<b>83%</b>	<b>83%</b>

## REGENT PARK SCHOLARS CHARTER ACADEMY

WEBSITE:		GRADES:	YEAR OPENED:	ENROLLMENT:	
15865 E Seven Mile Rd. Detroit, MI 48025		www.nhaschools.com	K-8	2011	562
M-STEP Proficiency	NWEA SCGP	NWEA Achievement	Median SAT	Health Factor	Health Outcome
<b>10%</b>	<b>50</b>	<b>26</b>	<b>n/a</b>	<b>83</b>	<b>82</b>
State Aid Membership	Fund Balance %	Board Meetings	Board Attendance	Epicenter Academy	Epicenter Board
<b>729</b>	<b>0%</b>	<b>10</b>	<b>85%</b>	<b>99%</b>	<b>100%</b>

## RIDGE PARK CHARTER ACADEMY

WEBSITE:		GRADES:	YEAR OPENED:	ENROLLMENT:	
4120 Camelot Ridge Dr. SE Kentwood, MI 49546		www.nhaschools.com	K-8	1998	219
M-STEP Proficiency	NWEA SCGP	NWEA Achievement	Median SAT	Health Factor	Health Outcome
<b>32%</b>	<b>55</b>	<b>57</b>	<b>n/a</b>	<b>13</b>	<b>12</b>
State Aid Membership	Fund Balance %	Board Meetings	Board Attendance	Epicenter Academy	Epicenter Board
<b>562</b>	<b>0%</b>	<b>8</b>	<b>77%</b>	<b>98%</b>	<b>100%</b>

## SARAH J. WEBBER ACADEMY

WEBSITE:		GRADES:	YEAR OPENED:	ENROLLMENT:	
48980 Woodward Ave. Pontiac, MI 48342		www.webbermediaarts.com	K-8	2013	528
M-STEP Proficiency	NWEA SCGP	NWEA Achievement	Median SAT	Health Factor	Health Outcome
<b>&lt;5%</b>	<b>28</b>	<b>&lt;5</b>	<b>n/a</b>	<b>4</b>	<b>8</b>
State Aid Membership	Fund Balance %	Board Meetings	Board Attendance	Epicenter Academy	Epicenter Board
<b>207</b>	<b>12%</b>	<b>11</b>	<b>76%</b>	<b>87%</b>	<b>91%</b>

## TIPTON ACADEMY

WEBSITE:		GRADES:	YEAR OPENED:	ENROLLMENT:	
1615 Belton Garden City, MI 48135		www.tipton-academy.org	K-8	2012	352
M-STEP Proficiency	NWEA SCGP	NWEA Achievement	Median SAT	Health Factor	Health Outcome
<b>26%</b>	<b>58</b>	<b>55</b>	<b>n/a</b>	<b>83</b>	<b>82</b>
State Aid Membership	Fund Balance %	Board Meetings	Board Attendance	Epicenter Academy	Epicenter Board
<b>504</b>	<b>30%</b>	<b>10</b>	<b>76%</b>	<b>97%</b>	<b>100%</b>

# SCHOOLS AND DATA



## WAY ACADEMY DETROIT SOUTHWEST

8701 W. Vernor Detroit, MI 48209		WEBSITE:	GRADES:	YEAR OPENED:	ENROLLMENT:
		<a href="http://www.wayacademy.net">www.wayacademy.net</a>	6-12	2012	181
M-STEP Proficiency	NWEA SCGP	NWEA Achievement	Median SAT	Health Factor	Health Outcome
<b>n/a</b>	<b>n/a</b>	<b>n/a</b>	<b>n/a</b>	<b>83</b>	<b>82</b>
State Aid Membership	Fund Balance %	Board Meetings	Board Attendance	Epicenter Academy	Epicenter Board
<b>346</b>	<b>10%</b>	<b>13</b>	<b>84%</b>	<b>100%</b>	<b>100%</b>

## WAY ACADEMY DETROIT WEST

19321 W. Chicago Detroit, MI 48228		WEBSITE:	GRADES:	YEAR OPENED:	ENROLLMENT:
		<a href="http://www.wayacademy.net">www.wayacademy.net</a>	6-12	2012	171
M-STEP Proficiency	NWEA SCGP	NWEA Achievement	Median SAT	Health Factor	Health Outcome
<b>n/a</b>	<b>n/a</b>	<b>n/a</b>	<b>n/a</b>	<b>n/a</b>	<b>n/a</b>
State Aid Membership	Fund Balance %	Board Meetings	Board Attendance	Epicenter Academy	Epicenter Board
<b>n/a</b>	<b>n/a</b>	<b>n/a</b>	<b>n/a</b>	<b>n/a</b>	<b>n/a</b>

## WAY ACADEMY FLINT

817 East Kearsley St. Flint, MI 48503		WEBSITE:	GRADES:	YEAR OPENED:	ENROLLMENT:
		<a href="http://www.wayacademyflint.net">www.wayacademyflint.net</a>	7-12	2013	73
M-STEP Proficiency	NWEA SCGP	NWEA Achievement	Median SAT	Health Factor	Health Outcome
<b>n/a</b>	<b>n/a</b>	<b>n/a</b>	<b>n/a</b>	<b>76</b>	<b>80</b>
State Aid Membership	Fund Balance %	Board Meetings	Board Attendance	Epicenter Academy	Epicenter Board
<b>134</b>	<b>1%</b>	<b>10</b>	<b>70%</b>	<b>100%</b>	<b>97%</b>

## WSC ACADEMY YPSILANTI

855 Jefferson St. Ypsilanti, MI 48197		WEBSITE:	GRADES:	YEAR OPENED:	ENROLLMENT:
		<a href="http://www.wskills.com">www.wskills.com</a>	9-12	2012	78
M-STEP Proficiency	NWEA SCGP	NWEA Achievement	Median SAT	Health Factor	Health Outcome
<b>n/a</b>	<b>n/a</b>	<b>n/a</b>	<b>n/a</b>	<b>1</b>	<b>4</b>
State Aid Membership	Fund Balance %	Board Meetings	Board Attendance	Epicenter Academy	Epicenter Board
<b>61</b>	<b>19%</b>	<b>6</b>	<b>72%</b>	<b>100%</b>	<b>100%</b>

\*WAY Academy Detroit West is a site of WAY Academy Detroit Southwest

## On Campus

### **Chris Oshelski**

Executive Director  
coshelski@lssu.edu  
906-635-2121

### **Jenny Peterman**

Administrative Assistant  
jpeterman@lssu.edu  
906-635-2121

### **Rebecca Clawson**

Finance Specialist  
rclawson@lssu.edu  
906-635-2279

### **Natalie Fenchel**

Student Worker  
nfenchel@lssu.edu  
906-635-2121

### **Julie Hopper**

Academic Assessment Specialist  
jhopper@lssu.edu  
906-635-2118

### **Brooke Maciag**

School Support Specialist  
bmaciag@lssu.edu  
906-635-2724

## CONTACT LIST

## Field Representatives

### **John Chandler**

Southwest Michigan  
jchandler@lssu.edu  
231-299-4579

### **Garnet Green**

Southeast Michigan  
ggreen3@lssu.edu  
248-961-4601

### **Keith Krahnke**

Northern Michigan  
kkrahnke1@lssu.edu  
906-647-3800

### **Melissa Weisberger**

Southeast Michigan  
mweisberger@lssu.edu  
248-563-7641

## Enrichment

### **Elizabeth Christiansen**

Great Lakes Education and  
Outreach Specialist  
echristiansen@lssu.edu  
906-635-2757

### **Lauren Paitson**

Coordinator for Youth Camps  
lpaitson@lssu.edu  
906-635-6673

### **Molly Mande**

Concurrent Enrollment/Early College  
mmande@lssu.edu  
906-635-2189







# LAKE SUPERIOR STATE UNIVERSITY CHARTER SCHOOLS



# Portfolio Performance Report 2018-19



**LAKE SUPERIOR**  
STATE UNIVERSITY  
**CHARTER SCHOOLS**

**JULIE HOPPER**

Academic Assessment Specialist

Lake Superior State University Charter Schools Office

[jhopper@lssu.edu](mailto:jhopper@lssu.edu)

906-635-2118

[ExcelanceData.com](http://ExcelanceData.com)



[lynngraphics.net](http://lynngraphics.net)