

LAKE SUPERIOR STATE UNIVERSITY

ANNUAL FINANCIAL REPORT

**FISCAL YEARS ENDED
JUNE 30, 2020 AND 2019**



LAKE SUPERIOR STATE UNIVERSITY

TABLE OF CONTENTS

	<u>PAGE</u>
University Officers	1
Management's Discussion and Analysis	2
Report of Independent Auditors	19
Lake Superior State University	
Statements of Net Position	21
Statements of Revenues, Expenses and Changes in Net Position	22
Statements of Cash Flows	23
Lake Superior State University Foundation	
Statements of Financial Position	25
Statements of Activities	26
Statements of Cash Flows	27
Notes to Financial Statements	28
Required Supplementary Information	76

Lake Superior State University

University Officers

Board of Trustees

Thomas C. Bailey
Chair
Term Expires January 27, 2024

Timothy L. Lukenda
First Vice Chair
Term Expires January 27, 2026

Sandi Frost Steensma
Second Vice Chair
Term Expires January 27, 2022

Richard W. Barch
Term Expires January 27, 2026

Dr. Mark W. Mercer
Term Expires January 27, 2022

Patricia L. Caruso
Term Expires January 27, 2028

Randy D. Pingatore
Term Expires January 27, 2024

President and Vice Presidents

Dr. Rodney S. Hanley
President

Dr. Lynn Gillette
Vice President, Academic
Affairs and Provost

Maurice E. Walworth
Vice President, Finance and Operations
Treasurer to the Board of Trustees

Lake Superior State University Foundation

Patricia Caruso
Chair

Joseph Breed
First Vice Chair

Dr. Rodney S. Hanley
Second Vice Chair, Ex-Officio

Maurice E. Walworth
Treasurer

Lake Superior State University Management's Discussion and Analysis

This discussion and analysis section of the Lake Superior State University (University) annual financial report provides an overview of our financial activities during the years ended June 30, 2020, 2019 and 2018. University management has prepared the financial statements and the related footnote disclosures along with this discussion and analysis, which includes the Lake Superior State University Foundation (Foundation) whenever appropriate. This discussion should be read in conjunction with the accompanying financial statements and footnotes. Responsibility for the completeness and fairness of this information rests with University management.

Reporting Entity

Lake Superior State University is an institution of higher education and is considered a component unit of the State of Michigan (State). The Governor of the State of Michigan appoints the University's Board of Trustees. The University is included in the State's financial statements as a discrete component unit. Transactions with the State of Michigan primarily relate to appropriations for operations, appropriations for Charter Schools, receipt of grants, payments to State retirement programs on behalf of certain University employees, and reimbursements for capital outlay projects.

The financial statements include not only the University itself, but also a legally separate entity, the Lake Superior State University Foundation, for which the University is financially accountable. Financial statement information for this component unit is reported separately from the financial information presented for the University.

Using the Annual Report

This annual report includes financial statements prepared in accordance with Governmental Accounting Standards Board (GASB) Statement No. 35, *Basic Financial Statements and Management's Discussion and Analysis for Public Colleges and Universities*. The accompanying financial statements, which focus on the financial condition, results of operations, and cash flows of the University as a whole, present financial information in a form similar to that used by commercial enterprises. The financial statements are prepared using the accrual basis of accounting, whereby revenues and assets are recognized when the service is provided and expenses and liabilities are recognized when others provide the service, regardless of when cash is exchanged.

COVID-19 and CARES Act

The University suspended face-to-face instruction as of March 16, 2020 in response to the COVID-19 pandemic. Instruction was moved to online or remote learning for the remainder of the spring semester 2020 as well as the summer semester. University housing and campus operations remained open to accommodate students. Students chose whether they wanted to remain on campus or return home, as such, no refunds for Room & Board were issued to students.

The Coronavirus Aid, Relief and Economic Security (CARES) Act was passed by Congress and signed into law to provide economic relief from COVID-19. The University received \$1,680,850 in CARES Act grants from the U.S. Department of Education. These grants carried certain compliance requirements as to

how funds were spent and recorded. At June 30, 2020, the University recorded the following amounts related to these grants:

\$801,132 was awarded under the Higher Education Emergency Relief Funding (HEERF). The purpose of this grant was to award emergency financial aid grants to students. As of June 30, 2020, the University awarded grants to students in the total amount of \$527,500. This is included in nonoperating CARES Act HEERF revenue on the statement of revenues, expenses, and changes in net position.

\$801,131 was awarded under the Institutional Relief Funding. The University drew down \$200,000 related to the Institutional Relief Funding as of June 30, 2020. Requirements state that at least 50 percent of the combined funds of the Higher Education Emergency Relief Funding and Institutional Relief Funding must be used for emergency financial aid grants to student. Accordingly, the University recognized \$282,471 of revenue, which is included in nonoperating CARES Act HEERF revenue on the statement of revenues, expenses, and changes in net position and \$82,271 as accounts receivable in the statement of net position.

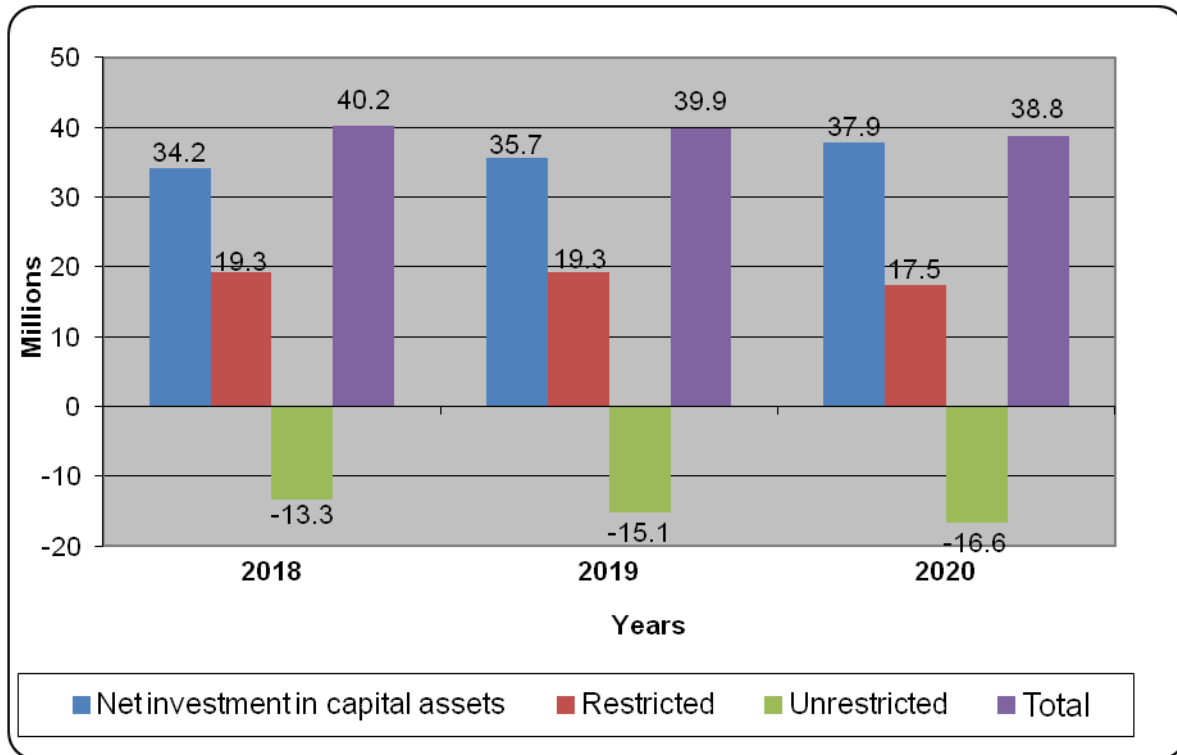
\$78,587 was awarded under the Title III Strengthening the Institutions Relief Funding (SIP). The University used these funds to cover a portion of the lost revenue for certain areas. The University recorded expense, revenue, and receivable for the entire balance related to the SIP as of June 30, 2020.

In addition, the State of Michigan passed Senate Bill 373 on July 22, 2020 which reduced State Aid funding to LSSU by \$1,502,600 and replaced it with CARES Act funds. Since this occurred after June 30, 2020, no revenue or receivable was recorded at June 30, 2020 related to the CARES Act funding passed-through the State of Michigan. The University will be able to recognize revenue from the grant equal to allowable expenditures incurred between March 1 and December 30, 2020 during the fiscal year ended June 30, 2021.

Financial Highlights

The University's financial position was fairly stable as of June 30, 2020. Net position for the year ended June 30, 2020 of approximately \$38.8 million decreased by approximately \$1.0 million from the prior year as compared to a decrease of approximately \$320,000 for the year ended June 30, 2019. The deficit in the unrestricted net position of approximately \$16.5 million increased by approximately \$1.5 million. The decrease in total net position is largely due to an increase in operating loss resulting from expenditures exceeding revenues, including loss of State aid.

The following chart provides a graphical breakdown of net position by category for the fiscal years ended June 30, 2020, 2019 and 2018:



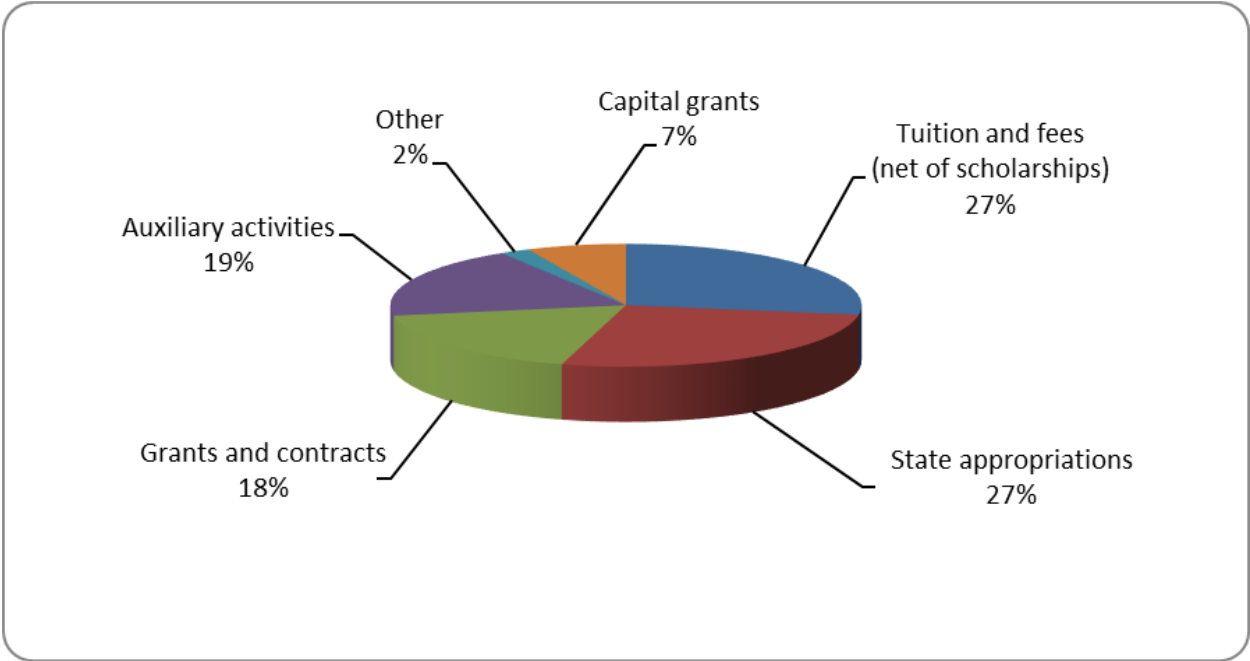
Operating revenues include all transactions that result in the sales and/or receipts from goods and services such as tuition and fees, housing, and other rental and sales activities. In addition, certain federal, state, and nongovernmental grants and contracts are considered operating if they are not for capital purposes and are considered a contract for services.

Nonoperating revenues consist primarily of State appropriations, investment income, and grants and contracts that do not require any services to be performed. Annual appropriations, while budgeted for operations, are considered nonoperating revenues according to U.S. generally accepted accounting principles.

Revenues of the University consist of four main categories: tuition, State appropriations, auxiliary activities, and other revenue.

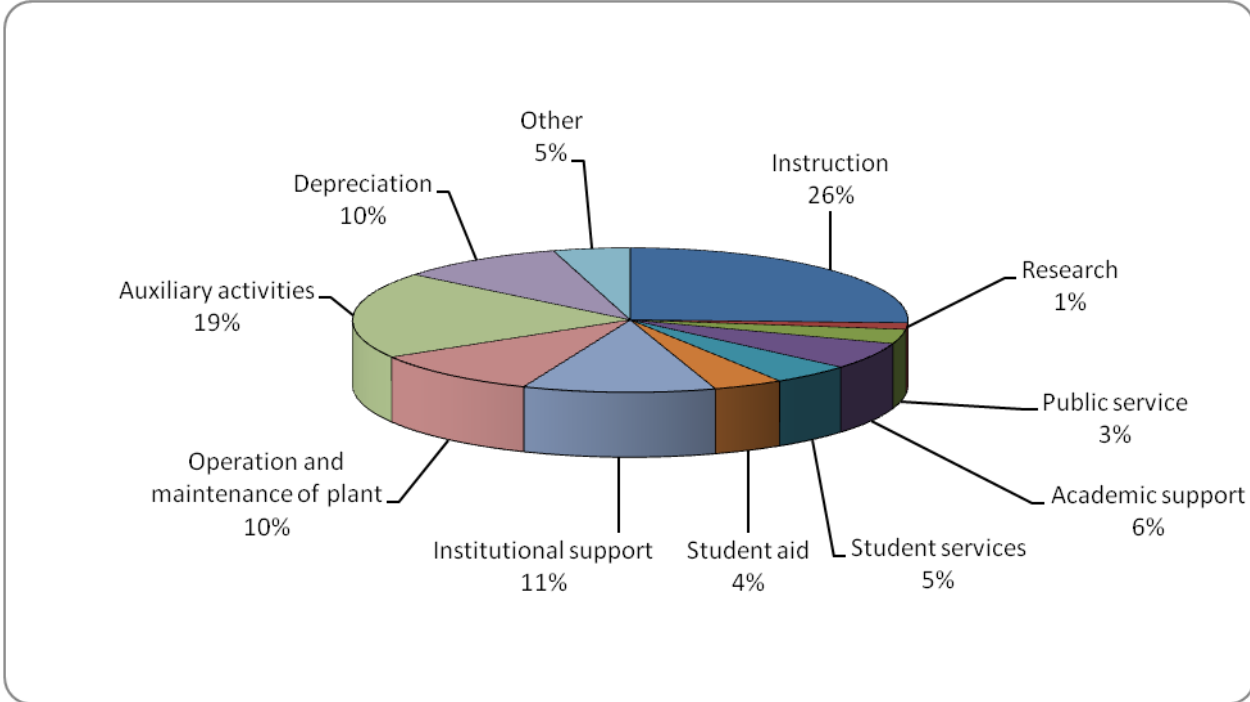
Tuition and fees, net of scholarship allowances, make up the largest contribution to the total revenue of the University. State appropriations are the next largest. Auxiliary activities consist of primarily housing, food services, and athletics. Other revenue includes investment income and gifts.

Revenues totaled approximately \$47 million for the 2020 fiscal year. The following is a graphical illustration of revenues by source for the fiscal year ended June 30, 2020:



Operating expenses are all of the costs necessary to perform and conduct the programs and purposes of the University. Universities traditionally use functional classifications of expenses to represent the types of programs and services they provide.

Operating expenses totaled approximately \$48 million for the 2020 fiscal year. The following is a graphical illustration of the University’s operating expenses by functional classification for the year ended June 30, 2020:



The Statements of Net Position

The Statements of Net Position include all assets and liabilities. Overtime, increases or decreases in net position (the difference between assets and liabilities) is one indicator of the improvement or erosion of the University's financial health when considered with operating measures such as enrollment levels and the physical condition of facilities.

	June 30		
	<u>2020</u>	<u>2019</u>	<u>2018</u>
Assets			
Current assets	\$ 18,524,758	\$ 23,842,320	\$ 18,685,904
Capital assets, net	75,381,187	71,671,880	50,847,193
Other noncurrent assets	<u>14,176,000</u>	<u>14,752,517</u>	<u>14,631,422</u>
Total Assets	<u>\$ 108,081,187</u>	<u>\$ 110,266,717</u>	<u>\$ 84,164,519</u>
Deferred outflows of resources	<u>\$ 1,082,304</u>	<u>\$ 1,411,161</u>	<u>\$ 1,280,160</u>
Liabilities			
Current liabilities	\$ 6,656,361	\$ 7,473,978	\$ 5,112,277
Noncurrent liabilities	40,105,923	40,360,807	17,585,603
Net pension obligation and OPEB	<u>22,829,001</u>	<u>22,704,023</u>	<u>21,813,096</u>
Total liabilities	<u>\$ 69,591,285</u>	<u>\$ 70,538,808</u>	<u>\$ 44,510,976</u>
Deferred inflows of resources	<u>\$ 747,495</u>	<u>\$ 1,275,072</u>	<u>\$ 749,332</u>
Net position			
Net investment in capital assets	\$ 37,884,782	\$ 35,665,383	\$ 34,197,765
Restricted, nonexpendable	205,837	205,837	205,827
Restricted, expendable	17,320,124	19,089,836	19,082,641
Unrestricted	<u>(16,585,274)</u>	<u>(15,097,058)</u>	<u>(13,301,862)</u>
Total net position	<u>\$ 38,825,469</u>	<u>\$ 39,863,998</u>	<u>\$ 40,184,371</u>
Total Liabilities and Net position	<u>\$ 108,416,754</u>	<u>\$ 110,402,806</u>	<u>\$ 85,695,347</u>

Changes from 2019 to 2020:

Cash, cash equivalents and short-term investments, collectively, decreased by approximately \$3.7 million to approximately \$15.3 million. Accounts receivable decreased by approximately \$258,000 from the prior year. Current assets decreased approximately \$5.3 million. Management attributes the majority of the decrease in current assets to expended 2019 bond funds (scheduled to be expended in FY20) and reductions in State appropriations due to COVID-19.

The University's capital assets additions of \$22.1 million and the annual depreciation charge of \$4.6 million resulted in the net capital assets increasing by \$3.7 million for fiscal year 2020.

Deferred outflows of resources reflects a decrease of approximately \$329,000 from the prior year.

Total liabilities decreased by approximately \$947,000, primarily due to a decrease of accounts payable and long-term debt, net of current portion of approximately \$952,000 and \$261,000, respectively.

Total net position decreased by approximately \$1.0 million. The University's net investment in capital assets increased approximately \$2.2 million. This is the result of the capital asset acquisitions and payments on long-term debt being greater than the depreciation charge. Restricted, expendable net position decreased \$1.8 million. The deficit in the unrestricted net position increased by approximately \$1.5 million, primarily due to operating expenditures decreasing by \$1.3 million. The June 30, 2020 deficit in the unrestricted net position of approximately \$16.6 million consists of reserves in designated funds, auxiliary funds, insurance and benefit reserves, a general fund deficit of approximately \$3.4 million and the net pension deficit of approximately \$16.3 million.

Changes from 2018 to 2019:

Cash, cash equivalents and short-term investments, collectively, increased by approximately \$5.0 million to approximately \$19.0 million. Accounts receivable decreased by approximately \$236,000 from the prior year. Current assets increased approximately \$5.2 million. Management attributes the majority of the increase in current assets to unexpended 2018 bond funds (scheduled to be expended in FY20).

The University's capital assets additions of \$24.4 million and the annual depreciation charge of \$3.6 million resulted in the net capital assets increasing by \$20.8 million for fiscal year 2019.

Deferred outflows of resources reflects an increase of approximately \$131,000 from the prior year.

Total liabilities increased by approximately \$26.0 million, primarily due to an increase of long-term debt, net of current portion of approximately \$22.8 million.

Total net position decreased by approximately \$320,000. The University's net investment in capital assets increased approximately \$1.5 million. This is the result of the capital asset acquisitions and payments on long-term debt being greater than the depreciation charge. Restricted, expendable net position increased \$7,195. The deficit in the unrestricted net position increased by approximately \$1.8 million, primarily due to operating expenditures increasing by \$1.2 million. The June 30, 2019 deficit in the unrestricted net position of approximately \$15.1 million consists of reserves in designated funds, auxiliary funds, insurance and benefit reserves, a general fund deficit of approximately \$1.5 million and the net pension deficit of approximately \$15.3 million.

The Statements of Revenues, Expenses and Changes in Net Position

The Statements of Revenues, Expenses and Changes in Net Position present the revenues earned and expenses incurred each fiscal year. Activities are reported as either operating or nonoperating. A public university's dependency on State aid and grants will result in operating deficits because the financial reporting model classifies State appropriations as nonoperating revenues. The utilization of capital assets is reflected in the financial statements as depreciation, which amortizes the cost of an asset over its expected useful life.

	Year Ended June 30		
	2020	2019	2018
Total operating revenues	\$ 28,108,617	\$ 29,642,405	\$ 29,674,898
Total operating expenses	<u>48,084,880</u>	<u>49,338,131</u>	<u>48,095,964</u>
Operating loss	(19,976,263)	(19,695,726)	(18,421,066)
Net nonoperating revenues	<u>15,656,666</u>	<u>17,615,406</u>	<u>17,665,149</u>
Income (loss) before other revenues	(4,319,597)	(2,080,320)	(755,917)
Total other revenues	<u>3,281,068</u>	<u>1,759,947</u>	<u>1,164,015</u>
Increase (decrease) in net position	(1,038,529)	(320,373)	408,098
Net position, beginning of year	39,863,998	40,184,371	44,333,055
Cumulative effect of change in accounting principal	<u>-</u>	<u>-</u>	<u>(4,556,782)</u>
Net position, end of year	<u>\$ 38,825,469</u>	<u>\$ 39,863,998</u>	<u>\$ 40,184,371</u>

Changes from 2019 to 2020:

Operating revenues decreased by approximately \$1.5 million. Tuition and fees, net of scholarship allowances, decreased by approximately \$622,000 or 4.5% after a tuition rate increase of 3.03% and a slight decrease in total fall semester headcount. Scholarship allowances decreased approximately \$382,000 from the prior year. Auxiliary activities, net of scholarship allowances, decreased by approximately \$103,000 or 1.1% after a 3% increase in room and board rate, a slight decrease in occupancy and board rate increase and lost revenue in various departments due to COVID-19.

Operating expenses decreased by approximately \$1.2 million. Operation and maintenance of plant decreased by approximately \$1.2 million; research expenses increased by approximately \$37,000; and auxiliary activities decreased by approximately \$927,000 over the prior year.

Net nonoperating revenues decreased by approximately \$2.0 million. State appropriations decreased by approximately \$1.3 million. Investment income, net of investment expenses, decreased by approximately \$530,000 from 2019.

The net result of operations for the year was a decrease in net position of approximately \$1.0 million.

Changes from 2018 to 2019:

Operating revenues decreased by approximately \$32,500. Tuition and fees, net of scholarship allowances, increased by approximately \$14,000 or 0.1% after a tuition rate increase of 3.63% and a slight increase in total fall semester headcount. Scholarship allowances increased approximately \$266,000 from the prior year. Auxiliary activities, net of scholarship allowances, increased by approximately \$214,000 or 2.4% after a 3% room and board rate increase and a slight increase in housing occupancy.

Operating expenses increased by approximately \$1.2 million. Operation and maintenance of plant increased by approximately \$589,000; research expenses increased by approximately \$234,000; and auxiliary activities increased by approximately \$478,000 over the prior year.

Net nonoperating revenues decreased by approximately \$50,000. State appropriations increased by approximately \$394,000. Investment income, net of investment expenses, increased by approximately \$125,000 from 2018. Bond issuance costs of approximately \$258,000 were incurred in 2019.

The net result of operations for the year was a decrease in net position of approximately \$320,000

The Statements of Cash Flows

The Statements of Cash Flows present information related to cash inflows and outflows summarized by operating, noncapital financing, capital and related financing, and investing activities, and help measure the University's ability to meet its financial obligations as they mature.

	Year Ended June 30		
	<u>2020</u>	<u>2019</u>	<u>2018</u>
Cash from:			
Operating activities	\$ (15,598,574)	\$ (12,888,486)	\$ (14,995,648)
Noncapital financing activities	17,849,658	17,356,657	17,249,801
Capital and related financing activities	(6,832,560)	(441,462)	(1,647,916)
Investing activities	<u>4,451,314</u>	<u>323,268</u>	<u>800,709</u>
Net change in cash and cash equivalents	(130,162)	4,349,977	1,406,946
Cash and cash equivalents, beginning of year	<u>12,442,505</u>	<u>8,092,528</u>	<u>6,685,582</u>
Cash and cash equivalents, end of year	<u>\$ 12,312,343</u>	<u>\$ 12,442,505</u>	<u>\$ 8,092,528</u>

Changes from 2019 to 2020:

The most significant components of cash flows from operating activities are tuition and fees, auxiliary activities, grants and contracts and the return of excess pension contributions. Net cash from operating activities for the year ended June 30, 2020 was approximately \$15.6 million, decreasing significantly from the prior year. Uses of cash from operating activities include payments to employees, vendors, and students.

The net cash from noncapital financing activities, which consisted primarily of State appropriations and Federal Pell grants, was approximately \$17.8 million for the year ended June 30, 2020, up approximately \$493,000 from 2019. The University received approximately \$251,000 more cash from State appropriations and approximately \$482,000 less in Federal Pell grants than in 2019.

Net cash from capital and related financing activities decreased by approximately \$6.4 million from 2019, to approximately \$6.8 million in 2020. The University spent approximately \$8.2 million on capitalized improvements in 2020 and approximately \$23.4 million in 2019.

Cash from investing activities increased by approximately \$4.1 million totaling approximately \$5.5 million for 2020. The increase is mostly attributable to an increase of approximately \$20.8 million in the purchases of investments and a decrease of \$16.7 million in proceeds from sales and maturities of investments as compared to 2019.

Overall, cash and cash equivalents decreased by approximately \$130,000 for the year ended June 30, 2020.

Changes from 2018 to 2019:

The most significant components of cash flows from operating activities are tuition and fees, auxiliary activities, grants and contracts and the return of excess pension contributions. Net cash from operating activities for the year ended June 30, 2019 was approximately \$12.9 million, decreasing significantly from the prior year. Uses of cash from operating activities include payments to employees, vendors, and students.

The net cash from noncapital financing activities, which consisted primarily of State appropriations and Federal Pell grants, was approximately \$17.4 million for the year ended June 30, 2019, up approximately \$107,000 from 2018. The University received approximately \$205,000 more in State appropriations and approximately \$58,000 less in Federal Pell grants than in 2018.

Net cash from capital and related financing activities decreased by approximately \$1.2 million from 2018, to approximately \$441,000 in 2019. The University spent approximately \$23.4 million on capitalized improvements in 2019 and approximately \$2.2 million in 2018.

Cash from investing activities decreased by approximately \$477,000 totaling approximately \$323,000 for 2019. The decrease is mostly attributable to an increase of approximately \$22.5 million in the purchases of investments and an increase of \$21.8 million in proceeds from sales and maturities of investments as compared to 2018.

Overall, cash and cash equivalents increased by approximately \$4.3 million for the year ended June 30, 2019.

Factors That Will Affect the Future

Senior Management Team Stability and New Member Information

The LSSU Senior Management Team (SMT) is comprised of the President; Provost; Vice President for Finance & Operations; Dean of Admissions and Marketing; Dean of Student Affairs; Director of Athletics, Director of Human Resources, Title IX, Safety, & Risk; Executive Director of the Foundation; and the State Relations Officer.

The Vice President for Admissions, Marketing, and IT left LSSU in FY20 and was replaced by Fred Pierce; Dean of Admissions and Marketing. Morrie Walworth assumed responsibility for IT oversight. There were no other changes to the Senior Management Team. Although the team is fairly new to LSSU, they are functioning well and have experiences from previous positions that will allow LSSU to pursue its recently approved Strategic Plan. A summary of each member's time on the SMT is shown below.

Dr. Rodney Hanley, President	2 year	Wendy Beach, Director Human Resources	1.5 years
Dr. Lynn Gillette, Provost.....	2 year	Tom Coates, Director Foundation	11 years
Morrie Walworth, VP Finance.....	10 years	Steve Betz, Government Relations.....	1 year
Dr. Michael Beazley, Dean Student Affairs.....	1 year	Fred Pierce, Dean Admissions	0.5 years
		Dr. David Paitson, Director Athletics.....	2.5 years

LSSU's President, Dr. Hanley, has a proven record as a fiscal leader with deep knowledge of financial management, and resource generation. As a faculty member, department chair, dean, and provost, he has had line responsibility for the development and administration of large operational, research and institutional budgets. As such, Dr. Hanley's steadfast resolve to maintain as much normalcy as possible, while implementing spending and hiring freezes, during the COVID-19 pandemic resulted in LSSU weathering the last quarter of FY20 with minimal financial impact due to COVID-19.

Looking toward the future, the President's has articulated a desire to develop and follow balanced budgets which include long-term budgeting plans linked to LSSU's Strategic Plan. At previous institutions, he has implemented integrated planning and budgeting processes that linked long-term unit planning with multi-year budget allocations as a way to offer stability within a framework of moderate fiscal uncertainty. At Lake Superior State University, we are reversing a decades-long enrollment decline (new student enrollment is up 13.5% for the Fall 2020) and eliminating a budget deficit through changes in budget management.

The new strategic plan here at Lake Superior State University is intended to be much more than a routine map for the institution, but rather a proactive framework to link the academic mission with the fiscal realities of the university and get it back on solid financial ground. After a lengthy development process that included widespread and extensive consultations across campus, the new plan was unanimously approved by the Board of Trustees and was immediately implemented. In it were numerous goals including new commitments to linking research to teaching, experiential learning, and the globalization of the University.

Dr. Hanley realizes that the landscape for universities is especially competitive, and believes the most immediate challenge is to provide innovative and effective academic programs that prepare and further enhance students for 21st century jobs. Throughout his career, he has emphasized the idea that universities need to understand and provide the professional skills employers are demanding by ensuring those skills are foundational to the academic components of the institution. Additionally, the establishment of International Centers will result in a more global-learning experience for all students, while helping to stabilize the financial positions of an institution. In the last year, he has worked closely with academics to establish new, first-in-the-nation, programs in cannabis science and business; increase support for research; increase online offerings; and expand LSSU's offerings to pre-college students.

Dr. Gillette has served in higher education administration for 30 years; encompassing multiple roles at several institutions, including a three-year appointment as the President of Sierra Nevada University (SNU). He is a strong supporter of strategic planning and financial sustainability as demonstrated by his accomplishments while President of SNU. While there, he eliminated historic operating deficits of \$3.5 million annually, created positive operating surpluses, and increased net equity year-over-year. SNU increased retention and graduation rates, tripled undergraduate net tuition revenue, and achieved the highest undergraduate enrollment in the history of the University.

Dr. Gillette has also participated in, and led, accreditation efforts at numerous institutions. LSSU will submit its four year comprehensive review to the Higher Learning Commission in the Spring of 2021. He has indicated that LSSU is well prepared for the upcoming visit, having addressed all the issues denoted in the previous report. Some of the achievements over the last year include: continuing to increase academic excellence; expanding and enhancing the use of high-impact educational practices, active and experiential learning, and faculty scholarship; assessment of institutional learning outcomes; assessment of General Education outcomes; closing the loop on assessment practices across campus; and academic program review.

Dr. Gillette was instrumental in the development of new academic programs, expansion of pre-college offerings, creation of a new location for LSSU course offerings, leading faculty contract negotiations, and streamlining academic operations.

Fred A. Pierce III joined Lake Superior State University in December of 2019 as Dean of Admissions and Marketing. Mr. Pierce brings over twenty years' experience working cross-functionally across the academic enterprise at two public research intensive and two regional public institutions. The foundation of his background is in enrollment management and student services having served 10 years as Director of Undergraduate Programs in the College of Business Administration at the University of Tennessee, 2 years as Associate Vice Provost for Enrollment Management and Student Services at the University of Mary Washington, and 2 years as Associate Vice Chancellor of Enrollment Management at the University of Wisconsin La Crosse. Additionally, he has extensive experience in academic advising, academic support, international education, honors education and most recently served as the Director of Corporate Partnerships and Career Services in the Tippie College of Business at the University of Iowa. With extensive experiences leading change initiatives in various academic settings he developed expertise in improving programs and student services. His approach to the student experience incorporates faculty, student, and administrative inclusion to inform process assessment and evaluation in the pursuit, implementation, and execution of aspirational and responsible evolutions in the furtherance and facilitation of institutional goals. Since starting at LSSU, Mr. Pierce has led the implementation of a new CRM for student recruitment and transitioned LSSU's recruiting efforts from transactional to personal; resulting in a 13% increase in new student headcount for the fall semester of 2020.

As the Government Relations Officer, Mr. Betz draws on his nearly two decades of experience in federal, state, and local government to deal with unknown or unforeseen issues. During that time in government, Mr. Betz has dealt with the unknowns surrounding President Clinton's impeachment, 9/11, the Great Recession, and more recently, COVID-19. The common element in dealing with each of these high profile unforeseen events, was keeping open communication across various sectors of government and private industry. Maintaining those key relationships with policy and decision-makers is central to Mr. Betz's ability to manage unexpected events and to formulate proper responses to governmental action or inaction. Whether the event is a once in a lifetime global pandemic or securing the best possible annual state appropriation for LSSU, functioning and healthy relationships are key to mitigating the impacts of unknown or unexpected events.

Factors That Will Affect the Future **Major Initiatives**

Capital Outlay:

Planning for a \$13.2M capital outlay project was approved by the State of Michigan in July of 2016. The project will result in the construction of a new Center for Freshwater Research and Education (CFRE) facility to be built adjacent to the University's Hatchery in the historic Cloverland Hydroelectric Plant. Located directly on the St. Marys River, near downtown Sault Ste. Marie, the project will continue support for our hatchery and educational programming, and be the base for world-class research into freshwater systems. The site was purchased from the City of Sault Ste. Marie for \$500,000 in FY19. The University also dedicated new staff lines to CFRE in FY19 and FY20 to support the programming and research activities of the CFRE. Construction was approved by the State in June of 2019. Fundraising efforts are nearing completion and bid packages have been posted, responded to, and construction has begun. Construction is expected to be completed by Fall 2021.

The CFRE site was home to Union Carbide at the turn of the century (1900) up until 1960. As such it was designated a Brownfield site. LSSU has secured a \$1M grant and a \$1M loan from the Department of Environment, Great Lakes & Energy (EGLE) for the project. Additionally, LSSU is responsible for

construction of the road to the CFRE site and has obtained \$200,000 from the Michigan Department of Transportation to support that project.

Energy Performance Contract:

In August of FY19, LSSU issued \$22.6M in bonds and committed \$1M of its own funds to finance a \$23.6M Johnson Controls performance contract to address campus sustainability, reduce energy consumption, improve campus safety and security, and address some infrastructure issues. The bonds were issued to finance a 30 year performance contract. Savings from energy use reductions are expected to provide funds for the debt service payments. The project was completed at the end of FY20.

New Equipment:

LSSU introduced new cannabis programs in FY19 and purchased about \$2M of chemistry equipment from Agilent for \$1M in July of FY20. The equipment was necessary for the new programs but will be utilized by existing programs as well. Cannabis is viewed as an emerging market with little to no past academic footprint. LSSU hopes to position itself as a leader in this field. Existing faculty lines have been re-aligned with the new program.

Factors That Will Affect the Future Academic Initiatives/Successes

College of Health & Behavior Audit Summary:

The College of Health & Behavior continues to engage students in High Impact Practices essential to preparing LSSU students for careers in Healthcare and Service. Students in the Behavioral Sciences were successful in their research presentations, earning Outstanding Undergraduate Research awards at the State and National level. Kinesiology, Behavioral Sciences and Nursing students all participated in challenging and in-demand Internships, engaging in applied learning and practical application of their program learning.

The School of Nursing is redeveloping the BSN completion program to be offered as a completely online program to be available to students' nationwide beginning Fall 2021. The Superior Simulation Center has been increasing simulation learning sessions to meet the clinical learning needs and program hours of Nursing & Paramedic students. Offerings of Cardio Pulmonary Resuscitation (CPR) and other Certification courses to both LSSU and the broader healthcare community have increased as issues with COVID-19 evolve. The Simulation Center is developing programming to meet these community needs.

College of Innovation and Solutions:

The College of Innovation and Solutions (CoIS) recently completed an application seeking approval for Perkins funding for three programs: the Associate of Computer Science, the Associate of Computer Networking, and the Culinary Arts Chef Certificate program. If approved, these funds will offset some of the operational costs of running these programs. All three degrees prepare students for high-demand jobs in Michigan and focus on hands-on applications and job-readiness. The two associate degrees move seamlessly to bachelor's degrees for those wishing to further their studies.

In support of other initiatives at LSSU's regional centers, CoIS now offers degrees in Cannabis Business, Business Administration—Management, Mathematics Elementary Teaching, and Mathematics Secondary Teaching at LSSU's new location in St. Helen, Michigan. Completion programs in the two mathematics education degrees are also being newly offered to students at the regional centers in Petoskey and Escanaba. Majors in these two programs have maintained a 100% pass rate on the Michigan Test for Teacher Certification in mathematics since 2012.

As described in more detail, later in this document, two of the courses in Cannabis Business are offered online as part of the new Cannabis Production Certificate program. There are early plans to expand this effort to offer a Cannabis Business completion program online. This will broaden the reach for the Cannabis Business program to other regions in the United States.

College of Science and the Environment:

The School of Science and Medicine introduced an Associate Degree in Aquaponics Entrepreneurship and restructured its Bachelor's Degree in Biology to include concentrations in Animal Biology, Food and Ecology, Pre-Medicine and Pre-Veterinary. An Aquaponics Learning Laboratory, featuring two Aquaponics Systems was established to support the new biology degree efforts. Superior Analytics, our analytical environmental laboratory, secured over \$45,000 of funding in grants and contracts over the last 12 months. The Cannabis Chemistry Program continues to serve as the pioneer in cannabis education with the introduction of a Cannabis Production Certificate, consisting of two semesters of online coursework and culminating in a limited lab residency. Additionally, the Cannabis Processing Laboratory has been outfitted through collaborations with industry partners and space has been earmarked for a new Cannabis Growth Laboratory.

The School of Natural Resources & Environment redesigned programs in Geology and Environmental Science to address growing demand in the workforce. The Bachelor's Degree in Geology added a Water and Climate Concentration and the Environmental Science Program added minors in Sustainability and Natural Resources. Perkin's Funds were leveraged to greatly enhance our geospatial capabilities, supporting programs in Geographic Information Systems, Geospatial Technology, Environmental Science and Fisheries & Wildlife among others. The School of Natural Resources & Environment continues to collaborate closely with the Center for Freshwater Research and Education, with multiple members having affiliate faculty status and the opportunity to utilize equipment and instrumentation, and collaborate on research.

College of Education and Liberal Arts:

The outreach to local high school students for Early College, dual enrollment, and concurrent enrollment was strong in 2019-2020 and the work is paying off in increased partnerships as well as number of students. Charlton Heston Academy was approved to do an Early College program with LSSU and Ruddyard High School is offering an LSSU concurrent enrollment course this fall.

New articulation agreements are in place for teacher education to be offered at both regional centers. The St. Helen location also offers early childhood and teacher education programs. The School of Education continues to see growth in enrollment.

The Arts Center received approximately \$35,000 in grants this past year to support programming, including the NEA Big Read grant in collaboration with the Library.

Factors That Will Affect the Future Enrollment Initiatives

While COVID-19 created a challenging environment for recruiting and matriculation, Lake Superior State University's response and planning resulted in the establishment of a very favorable foundation for future enrollment growth. The majority of the 2019-2020 cycle focused on central communication plans and territory management strategies that enhanced brand awareness and affinity based on the value propositions of access and social mobility. The Customer Relationship Management system Ellucian

CRM Recruit was implemented in October 2019 and as institutional leveraging of the system progressed the knowledge and capabilities of the CRM manager and admissions representatives evolved over the last several months.

In addition to enhanced communication, improved data analytics, and territory management the environmental condition demanded we rethink many of our processes that were barriers to enrollment. Given the constraints of access to transcripts, processing occurred with self-reported scores and the institution deployed a Conditional Admissions program. Furthermore, the situation demanded that our recruitment and onboarding strategies be revised and consequently the orientation and campus visitation programs were re-envisioned to reinforce our commitment of face-to-face learning as the most effective form of instruction and engagement.

These fundamental changes resulted in a 13.5% increase in new student enrollment from Fall 2019 to Fall 2020 and an increase in the enrolled to application ratio from an 18% to 20% across all territories.

As we move into the Fall 2021 recruitment cycle, several initiatives and strategies that are direct results of the institution's strategic planning processes will enhance our ability to replicate the progress of 2020:

- LSSU joined the Common Application effective August 2020 to enhance our visibility outside our immediate region and thus complement our prospect pool. This platform enables students to apply to multiple institutions at the same time and institutions traditionally see both an increase in the numbers of applications and the diversity of those applications.
- A new platform, Scholarship Universe, was adopted to more efficiently package Financial Aid.
- All institutional aid was evaluated to determine effectiveness and subsequently some aid redirected into the region within 200 miles of the institution to reflect the national trend in regionalization of enrollment and reinforce our commitment of being an agent of transformational change in our immediate region.
- Engagement with LSSU's 13 Charter schools with high schools is being enhanced to reflect the symbiotic nature of the relationship and campus visitation activities and programs will be prioritized.
- The new location at St Helen affords us opportunities to serve increasing numbers of non-traditional students in the Northern Lower Peninsula by providing greater access and flexibility.
- The application and communication processes for Early Middle College students are being redesigned to cultivate these students and stimulate associate's degree completion and matriculation in baccalaureate programs.
- LSSU has recommitted to a Canadian enrollment initiative and we are evaluating opportunities to provide financial incentives to enhance our cross border enrollment.

The 2020 cycle stimulated ideation around processes that enhanced the institution's ability to develop greater brand awareness and affinity. These improvements directly resulted from the speed, empathy, and passion that was evident in our work during the cycle to support our students and their families in a stressful environment and will have long term transformative impacts on our future effectiveness.

Factors That Will Affect the Future **Student Affairs Initiatives**

Retention remains a key factor that will affect the future of Lake Superior State University. The two focal points of retention continue to address maintaining – if not increasing – students in University Housing and overall year-to-year, specifically among first-to-second year students and among rising seniors. To support retention efforts in University Housing, Residential Life staff are conducting check-ins earlier in the semester to ascertain students' plans for their Spring semester housing. If there are issues that can be

mitigated through University intervention, a greater and earlier awareness of potential roadblocks can be identified and mitigated.

To support overall retention, we are developing more sophisticated methods of outreach, particularly around semester registration time, using text messages and the campus CRM to support communication and tracking of messaging. For first-to-second year retention more specifically, the six-year grant through the Martin Luther King, Jr. – César Chávez – Rosa Parks (KCP) Initiative, now in its fourth year at LSSU, gives students peer support Resident Success Coaches, Commuter Success Coaches, and professional staff support from the IPASS Coordinator.

As we reach Census Day, Student Affairs will review overall retention data, while also examining the potential relationships among demographic variables and retention rates at the University. Among variables of interest include the aforementioned first-to-second year standing and rising seniors, plus racial/ethnic background (especially Native American), socioeconomic background, first-generation status, and gender. With more in-depth understanding of retention data, the Division of Student Affairs is more readily able to develop interventions to promote retention and collaborate across the University to the same end.

Student Engagement: Among results of COVID-19's influence on Student Affairs was the fast-developed understanding of the importance of hybridizing programmatic offerings to maximize reach and participation, while also ensuring alignment with public health guidelines and capacity restrictions. During the present academic year, Dr. Beazley and the Student Affairs staff will continue to focus on increasing participation in campus programming for all students, not just those in the residence halls, using virtual platforms as a medium to do so. Tracking students' participation has become an increasingly important part of Student Affairs work, using app-based technology to promote events and determine levels of involvement on-campus among students. Dr. Beazley has positively influenced an increase in virtual presence and "curb appeal" of LSSU through sustained efforts on social media platforms such as Facebook and Instagram.

Sense of Belonging: The notion of sense of belonging has been woven into the fabric of LSSU. Dr. Beazley, through his involvement in the development of the new Strategic Plan, helped cement the importance of helping students find their place at LSSU and the recognition of the University's significant role in creating an environment in which all students can develop and thrive as the fullest versions of themselves.

Campus Collaboration: Dr. Beazley continues to seek ways to connect functional areas across campus toward a holistic educational experience while at LSSU. Retention efforts, discussed above and highlighted specifically in the Strategic Plan, will be an ongoing point for campus collaboration. In the course of last year and as an example of campus collaborations, Dr. Beazley established a Behavioral Concerns Team (BCT) to support students exhibiting distressed, disturbed, or disturbing behavior. The BCT is comprised of professional staff with student-facing roles across campus. Through weekly gatherings, colleagues are able to identify students of concern and create holistic, coordinated interventions for students experiencing difficulties that affect their LSSU experience. The BCT provides a more proactive support of students and that faculty and staff that work with them.

Factors That Will Affect the Future Looking Forward

During FY20, LSSU experienced the impacts of significant, worldwide financial and operational instability in the wake of COVID-19. While many institutions closed their residence halls and other on-campus facilities, LSSU remained open. Our students chose to stay on campus, rather than return to more

highly populated areas, or countries, where the virus was more prevalent. LSSU did adjust teaching one-half way into the spring semester and began offering all classes in an online format. The campus also ended public use of facilities and curtailed athletics. Campus dining facility options were reduced and LSSU worked closely with Sodexo (its food service provider) to provide continued food service to students using best-practice methods developed by Sodexo.

The world is still in the midst of the COVID-19 pandemic. LSSU opened its campus to predominately face-to-face classes on August 10, 2020 - well ahead of its normal schedule with a “get here - stay here” motto, encouraging students to attend LSSU for a dedicated 15 week period before leaving campus for an extended two-month break before the spring semester begins. Before opening, LSSU

- made plans for modified food service options,
- offered special rates for single-student rooms,
- offered special rates for housing Canadian students that had restrictive quarantine orders if they returned to Canada
- reduced class sizes and increased room utilization in order to promote social distancing,
- added additional custodial support in residence halls and public areas,
- added physical barriers to promote social distancing,
- aggressively marketed social responsibility (social distancing) and sanitizing procedures,
- implemented a COVID-19 task force to review, develop, and implement policies and procedures,
- retrofit a building for potential isolation cases,
- developed isolation and quarantine procedure consistent with state/local governments,
- partnered with local healthcare provider to offer rapid, one-day, and one-week testing options for student, staff, and the community,
- provided training to faculty/staff for online learning,
- add software and hardware to support an aggressive online presence on and off campus, and
- completed many other tasks in order to safely open the campus.

As a result, LSSU was able to complete over three weeks of classes before its first case was diagnosed. The number of cases grew to five, all containment plans were implemented, and the number was reduced to zero within two weeks. LSSU remains cautious and vigilant, but confident as it continues toward the end of the fall semester.

COVID-19 will impact revenue from all non-student revenue sources in the General Fund, since social distancing and limited gathering size restrictions are in place. Those revenues affected most are the Norris Center and Arts Center. Auxiliary areas, such as Catering and Athletics will also see sharp declines in revenue. LSSU has already taken steps to address the losses in the General Fund and the Board has passed a balanced budget for FY21. The development of a balanced budget was a difficult task. It required a 6.2% decrease from FY19 actual expenditures - which were already down over 8% from the previous year. The Board will review Auxiliary Budget at their next Board meeting.

Beyond COVID-19, LSSU has increased its debt service by over 100% in the last few years. The institution recently exited from a plan to develop new housing on campus in an effort to contain debt service and review other options. Plans for repayment of all debt have been created and have been implemented in the FY20 and FY21 budgets. Debt service could increase by an additional \$1M due to the Brownfield loan, but repayment plans began in FY20 and are continuing in FY21 so that the entire payment will be available in the Plant Fund once the payment schedule begins.

As noted earlier, enrollment is key to LSSU future financial viability. The new Dean of Enrollment and Marketing has transformed the admissions process to be more personalized and has begun to utilize key data captured by the new CRM system implemented in FY20. A number of messaging and outreach

processes have been streamlined and staff have been provided with new tools and information to make them more successful in their recruitment efforts.

Summary:

Enrollment for FY20 appears to be consistent with FY19 and consistent with expectations developed in FY19. The increase in new students will take time to move through the entire system and therefore it will be important for LSSU to continue to develop and provide innovative programs in high-demand areas. The SMT has the drive, skills, and resources necessary to achieve that goal as evidenced by the work completed in FY20. We continue to expand our footprint; adding new locations and aggressively pursuing pre-college students for enrollment into our Concurrent-, Dual-, and Early College Enrollment programs; serving well over 250 students yearly. New processes in admissions have already begun to produce application and admit numbers well ahead of recent year metrics. Finally, LSSU understands the need to operate within its revenue and has the ability to prioritize and make the difficult decision necessary as evidenced by the presentation of a balanced budget to the Board for FY21.

As more fully discussed in the section titled COVID-19 and CARES Act, the COVID-19 pandemic has had an economic impact on the University as well as the state, national, and international communities. The University returned to face-to-face instruction and opened University housing and campus facilities for the Fall 2020 semester. If COVID-19 conditions do not improve or worsen, the University may be required, by governmental order or by University decision, to return to online classes and close University housing and dining. Should this occur, it would have a material impact on University operation. Management has been reviewing budget operations to minimize the financial impact should this occur.

Report of Independent Auditors

Board of Trustees
Lake Superior State University

Report on the Financial Statements

We have audited the accompanying financial statements of Lake Superior State University (University), a component unit of the State of Michigan, and Lake Superior State University Foundation (Foundation), a discretely presented component unit of the University, as of and for the years ended June 30, 2020 and 2019, and the related notes to the financial statements, which collectively comprise the University's financial statements as listed in the table of contents.

Management's Responsibility for the Financial Statements

Management is responsible for the preparation and fair presentation of these financial statements in accordance with accounting principles generally accepted in the United States of America; this includes the design, implementation, and maintenance of internal control relevant to the preparation and fair presentation of financial statements that are free from material misstatement, whether due to fraud or error.

Auditors' Responsibility

Our responsibility is to express opinions on these financial statements based on our audits. We conducted our audits in accordance with auditing standards generally accepted in the United States of America and the standards applicable to financial audits contained in *Government Auditing Standards*, issued by the Comptroller General of the United States. Those standards require that we plan and perform the audit to obtain reasonable assurance about whether the financial statements are free from material misstatement.

An audit involves performing procedures to obtain audit evidence about the amounts and disclosures in the financial statements. The procedures selected depend on the auditor's judgment, including the assessment of the risks of material misstatement of the financial statements, whether due to fraud or error. In making those risk assessments, the auditor considers internal control relevant to the entity's preparation and fair presentation of the financial statements in order to design audit procedures that are appropriate in the circumstances, but not for the purpose of expressing an opinion on the effectiveness of the entity's internal control. Accordingly, we express no such opinion. An audit also includes evaluating the appropriateness of accounting policies used and the reasonableness of significant accounting estimates made by management, as well as evaluating the overall presentation of the financial statements.

We believe that the audit evidence we have obtained is sufficient and appropriate to provide a basis for our audit opinions.

Opinions

In our opinion, the financial statements referred to above present fairly, in all material respects, the respective financial position of Lake Superior State University and its discretely presented component unit, Lake Superior State University Foundation, as of June 30, 2020 and 2019, and the respective changes in financial position and cash flows for the years then ended, in accordance with accounting principles generally accepted in the United States of America.

Other Matters

Required Supplementary Information

Accounting principles generally accepted in the United States of America require that the management's discussion and analysis on pages 2 through 18 and the Required Supplementary Information on pages 76 - 79 (related to pension and postemployment benefits and Notes to Required Supplementary Information) be presented to supplement the financial statements. Such information, although not a part of the financial statements, is required by the Governmental Accounting Standards Board, who considers it to be an essential part of financial reporting for placing the financial statements in an appropriate operational, economic, or historical context. We have applied certain limited procedures to the required supplementary information in accordance with auditing standards generally accepted in the United States of America, which consisted of inquiries of management about the methods of preparing the information and comparing the information for consistency with management's responses to our inquiries, the financial statements, and other knowledge we obtained during our audit of the financial statements. We do not express an opinion or provide any assurance on the information because the limited procedures do not provide us with sufficient evidence to express an opinion or provide any assurance.

Other Reporting Required by Government Auditing Standards

In accordance with *Government Auditing Standards*, we have also issued our report dated December 9, 2020 on our consideration of Lake Superior State University's internal control over financial reporting and on our tests of its compliance with certain provisions of laws, regulations, contracts, and grant agreements and other matters. The purpose of that report is solely to describe the scope of our testing of internal control over financial reporting and compliance and the results of that testing, and not to provide an opinion on the effectiveness of the University's internal control over financial reporting or on compliance. That report is an integral part of an audit performed in accordance with *Government Auditing Standards* in considering the University's internal control over financial reporting and compliance.

Andrews Hooper Paulik PLC

Midland, Michigan
December 9, 2020

LAKE SUPERIOR STATE UNIVERSITY

STATEMENTS OF NET POSITION

Assets	As of June 30	
	2020	2019
Current assets		
Cash and cash equivalents	\$ 12,312,343	\$ 12,442,505
Short-term investments	3,025,236	6,549,268
Accounts receivable, net	1,224,107	1,482,500
State appropriations receivable	1,108,488	2,543,088
Inventories	429,535	429,743
Other	425,049	395,216
Total current assets	18,524,758	23,842,320
Noncurrent assets		
Student loans receivable, net	1,793,325	2,152,694
Endowment investments	12,037,133	12,232,350
Unamortized bond insurance costs	345,542	367,473
Land, construction in progress and art collection	6,364,081	20,104,794
Depreciable capital assets, net	69,017,106	51,567,086
Total noncurrent assets	89,557,187	86,424,397
Total assets	\$ 108,081,945	\$ 110,266,717
Deferred outflows of resources	\$ 1,082,304	\$ 1,411,161
Liabilities		
Current liabilities		
Accounts payable and accrued expenses	\$ 4,226,588	\$ 5,179,118
Unearned revenue	662,162	623,173
Deposits	254,026	182,662
Current portion of long-term debt	1,305,410	1,240,850
Current portion of employee benefit programs	208,175	248,175
Total current liabilities	6,656,361	7,473,978
Long-term debt, net of current portion	39,421,996	39,682,802
Employee benefit programs, net of current portion	683,927	678,005
Net pension and other post employment benefits liability	22,829,001	22,704,023
Total liabilities	\$ 69,591,285	\$ 70,538,808
Deferred inflows of resources	\$ 747,495	\$ 1,275,072
Net position		
Net investment in capital assets	\$ 37,884,782	\$ 35,665,383
Restricted		
Nonexpendable		
Scholarships and research	205,837	205,837
Expendable		
Scholarships and research	14,115,013	13,949,359
Loans	2,782,478	3,059,660
Capital projects and debt service	422,633	2,080,817
Unrestricted	(16,585,274)	(15,097,058)
Total net position	\$ 38,825,469	\$ 39,863,998

The accompanying notes are an integral part of these financial statements.

LAKE SUPERIOR STATE UNIVERSITY

STATEMENTS OF REVENUES, EXPENSES AND CHANGES IN NET POSITION

	Year Ended June 30	
	2020	2019
Operating revenues		
Tuition and fees (net of scholarship allowances of \$7,966,673 in 2020 and \$8,348,398 in 2019)	\$ 13,182,309	\$ 13,804,334
Federal grants and contracts	550,770	925,695
State grants and contracts	448,948	477,604
Nongovernmental grants and contracts	3,907,431	3,796,830
Auxiliary activities (net of scholarship allowances of \$987,175 in 2020 and \$1,396,113 in 2019)	9,042,735	9,145,863
Other	976,424	1,492,079
Total operating revenues	28,108,617	29,642,405
Operating expenses		
Instruction	12,335,969	12,796,584
Research	699,364	662,407
Public service	1,551,310	1,600,118
Academic support	2,891,308	3,225,533
Student services	2,231,370	2,455,793
Student aid	1,954,677	1,707,214
Institutional support	5,381,731	6,128,290
Operation and maintenance of plant	4,878,097	6,107,623
Auxiliary activities	9,340,071	10,266,582
Depreciation	4,669,904	3,562,581
Other	2,151,079	825,406
Total operating expenses	48,084,880	49,338,131
Operating loss	(19,976,263)	(19,695,726)
Nonoperating revenues (expenses)		
State appropriations	12,884,253	14,149,703
Federal Pell grants	2,772,040	3,232,517
Federal CARES Act funds	888,558	-
Interest on capital debt and leases	(1,610,132)	(698,650)
Amortization of prepaid bond insurance	(21,931)	(18,794)
Bond issue costs	-	(257,709)
Investment income, net of investment expenses	732,065	1,261,782
Gifts for endowments	23,325	27,310
Loss on assets sold or retired	(11,512)	(80,753)
Net nonoperating revenues	15,656,666	17,615,406
Loss before other revenues	(4,319,597)	(2,080,320)
Other revenues		
Capital appropriations	-	20,337
Capital grants and gifts	3,281,068	1,739,610
Total other revenues	3,281,068	1,759,947
Decrease in net position	(1,038,529)	(320,373)
Net position, beginning of year	39,863,998	40,184,371
Net position, end of year	\$ 38,825,469	\$ 39,863,998

The accompanying notes are an integral part of these financial statements.

LAKE SUPERIOR STATE UNIVERSITY

STATEMENTS OF CASH FLOWS

	Year Ended June 30	
	2020	2019
Cash flows from operating activities		
Tuition and fees	\$ 13,281,608	\$ 13,724,085
Grants and contracts	5,077,046	5,340,896
Payments to employees	(27,259,262)	(28,156,836)
Payments to vendors	(15,294,262)	(12,960,428)
Payments for financial aid	(1,954,677)	(1,707,214)
Loans issued to students	(134,766)	(102,590)
Collections of interest and principal on loans to students	494,135	426,375
Auxiliary activities	9,079,409	9,120,431
Other receipts	1,112,195	1,426,795
Net cash from operating activities	(15,598,574)	(12,888,486)
Cash flows from noncapital financing activities		
State appropriations	14,326,978	14,075,605
Federal Pell grants	2,771,855	3,253,742
Federal CARES Act funds	727,500	-
Gifts for endowments	23,325	27,310
Federal Direct Lending receipts	8,402,040	8,756,863
Federal Direct Lending disbursements	(8,402,040)	(8,756,863)
Net cash from noncapital financing activities	17,849,658	17,356,657
Cash flows from capital and related financing activities		
Capital appropriations received	-	20,337
Capital grants and gifts received	3,322,953	1,374,269
Proceeds from bond issue	-	23,915,598
Loan proceeds	977,842	-
Proceeds from letter of credit	50,000	-
Payment of bond issuance costs	-	(257,709)
Purchase of bond insurance	-	(179,906)
Purchases and construction of capital assets	(8,203,325)	(23,359,895)
Proceeds from disposal of capital assets	9,015	11,000
Principal paid on debt and capital leases	(1,284,526)	(1,172,326)
Interest paid on debt and capital leases	(1,704,519)	(792,830)
Net cash from capital and related financing activities	(6,832,560)	(441,462)
Cash flows from investing activities		
Proceeds from sales and maturities of investments	7,888,451	24,581,947
Purchases of investments	(4,009,805)	(24,872,268)
Investment income, net	572,668	613,589
Net cash from investing activities	4,451,314	323,268
Net change in cash and cash equivalents	(130,162)	4,349,977
Cash and cash equivalents, beginning of year	12,442,505	8,092,528
Cash and cash equivalents, end of year	\$ 12,312,343	\$ 12,442,505

The accompanying notes are an integral part of these financial statements.

LAKE SUPERIOR STATE UNIVERSITY

STATEMENTS OF CASH FLOWS

	Year Ended June 30	
	2020	2019
Reconciliation of operating loss to net cash from operating activities		
Operating loss	\$ (19,976,263)	\$ (19,695,726)
Adjustments to reconcile operating loss to net cash used in operating activities		
Depreciation	4,669,904	3,562,581
Provision for uncollectible accounts and student loans receivables	76,497	(14,321)
Pension and OPEB expense adjustment	(81,867)	1,321,218
Change in assets and liabilities:		
Accounts receivable, net	281,746	205,463
Student loans receivable, net	332,415	347,435
Inventories	208	(46,398)
Other	(29,833)	(302,767)
Accounts payable and accrued expenses	(947,656)	2,001,278
Unearned revenue	38,989	(134,537)
Deposits	71,364	(110,453)
Employee benefit programs	(34,078)	(22,259)
Net cash from operating activities	\$ (15,598,574)	\$ (12,888,486)
Supplemental disclosures of non-cash financing and investing activities		
Gifts in-kind received and recorded as capital assets	\$ 46,463	\$ 365,341
Entered into capital leases to purchase capital equipment	\$ 149,951	\$ 266,037
Accrued interest payable included in purchase of capital assets	\$ -	\$ 337,454

The accompanying notes are an integral part of these financial statements.

LAKE SUPERIOR STATE UNIVERSITY FOUNDATION

STATEMENTS OF FINANCIAL POSITION

	As of June 30	
	2020	2019
Assets		
Current assets		
Cash and cash equivalents	\$ 821,470	\$ 809,053
Short-term investments	1,946,280	2,946,280
Other current assets	6,015	-
Current portion of unconditional promises to give, net	376,880	494,001
Total current assets	3,150,645	4,249,334
Noncurrent assets		
Investments	16,739,667	16,808,754
Unconditional promises to give, net of current portion	109,156	206,349
Property held for sale or conveyance	257,500	257,500
Beneficial interest in charitable remainder trust	337,970	347,194
Total noncurrent assets	17,444,293	17,619,797
Total assets	\$ 20,594,938	\$ 21,869,131
Liabilities		
Current liabilities		
Accounts payable and accrued expenses	\$ 13,160	\$ 21,591
Employee benefit programs	20,275	19,042
Total current liabilities	33,435	40,633
Annuity obligations	22,100	27,231
Total liabilities	55,535	67,864
Net assets		
With donor restrictions	19,013,770	20,228,626
Without donor restrictions	1,525,633	1,572,641
Total net assets	20,539,403	21,801,267
Total liabilities and net assets	\$ 20,594,938	\$ 21,869,131

The accompanying notes are an integral part of these financial statements.

LAKE SUPERIOR STATE UNIVERSITY FOUNDATION
STATEMENTS OF ACTIVITIES

	Year Ended June 30	
	2020	2019
Operating revenues		
Contributions	\$ 1,692,759	\$ 2,608,105
Change in value of split interest agreements	(5,416)	2,161
Total operating revenues	1,687,343	2,610,266
Operating expenses	507,041	469,248
Operating income	1,180,302	2,141,018
Nonoperating revenues (expenses)		
Investment return, net	424,612	986,236
Distributions to Lake Superior State University	(2,866,778)	(2,151,918)
Net nonoperating revenues (expenses)	(2,442,166)	(1,165,682)
Change in net assets	(1,261,864)	975,336
Net assets, beginning of year	21,801,267	20,825,931
Net assets, end of year	\$ 20,539,403	\$ 21,801,267

The accompanying notes are an integral part of these financial statements.

LAKE SUPERIOR STATE UNIVERSITY FOUNDATION

STATEMENTS OF CASH FLOW

	Year Ended June 30	
	2020	2019
Cash flows from operating activities		
Change in net assets	\$ (1,261,864)	\$ 975,336
Adjustments to reconcile change in net assets to net cash from operating activities:		
Net depreciation (appreciation) in fair value of investments	1,403,055	(12,092)
Non cash change in assets held for conveyance	-	228,000
Non cash change in beneficial interest in charitable remainder trust	9,224	495
Change in operating assets and liabilities:		
Unconditional promises to give	214,314	379,818
Accounts payable and accrued expenses	(8,431)	2,160
Employee benefits program	1,233	258
Annuity obligation	(5,131)	(4,844)
Net cash from operating activities	352,400	1,569,131
Cash flows from investing activities		
Purchase of investments	(1,760,983)	(1,245,098)
Sale of investments	1,421,000	67,304
Net cash from investing activities	(339,983)	(1,177,794)
Net change in cash and cash equivalents	12,417	391,337
Cash and cash equivalents, beginning of year	809,053	417,716
Cash and cash equivalents, end of year	\$ 821,470	\$ 809,053

The accompanying notes are an integral part of these financial statements.

LAKE SUPERIOR STATE UNIVERSITY

NOTES TO FINANCIAL STATEMENTS

JUNE 30, 2020

1. BASIS OF PRESENTATION AND SUMMARY OF SIGNIFICANT ACCOUNTING POLICIES

Reporting Entity

Lake Superior State University (University) is an institution of higher education and is considered a discrete component unit of the State of Michigan (State) because its Board of Trustees is appointed by the Governor. Accordingly, the University's financial statements are included in those of the State. Transactions with the State relate primarily to appropriations for operations, appropriations for charter schools, grants from various State agencies, State Building Authority (SBA) revenues, and payments to the State retirement program on behalf of certain University employees.

As required by the Governmental Accounting Standards Board (GASB), the University's financial statements include the financial statements of both the University and its legally separate tax-exempt component unit, the *Lake Superior State University Foundation* (Foundation). As a result of a) the Foundation's Board of Trustees being drawn primarily from community representatives, independent from the governance of the University's Board of Trustees and b) restricted resources held by the Foundation being used only by, or for the benefit of, the University, the Foundation is considered a component unit of the University. The Internal Revenue Service, an agency of the Department of the Treasury of the United States, determined on August 9, 1985, that the Foundation was a tax-exempt organization under section 501(c)(3) of the tax code. The Foundation exclusively benefits the University; however, its Board of Directors is not substantively the same as that of the University. The Foundation is discretely presented in the University's financial statements in accordance with the provisions of GASB 61. See pages 25 through 27 of this report for the statements of net position, statements of activities, and statements of cash flow of the Foundation.

Contributions to the University by the Foundation have been made in the amount of \$2,866,778 during 2020 and \$2,151,918 during 2019. Support from the University provided to the Foundation amounted to \$437,560 during 2020 and \$427,680 during 2019.

Basis of Presentation - University

The accompanying University financial statements have been prepared using the economic resource measurement focus and the accrual basis of accounting with the exception that certain investment income and interest earned on the Federal Perkins student loan program are recorded only when received.

In accordance with U.S. generally accepted accounting principles, the University follows all applicable GASB pronouncements. In applying these accounting pronouncements, the University follows the guidance for special purpose governments engaged only in "business-type" activities rather than issuing financial statements that focus on accountability of individual funds.

LAKE SUPERIOR STATE UNIVERSITY

NOTES TO FINANCIAL STATEMENTS

JUNE 30, 2020

Basis of Presentation - Foundation

The Foundation is a not-for-profit organization that reports under Financial Accounting Standards Board (FASB) standards, including Accounting Standards Codification (“ASC”) Topic 958-605-05, *Accounting for Contributions Received and Contributions Made*, and ASC Topic 958-205-05, *Financial Reporting for Not-for-Profit Organizations*. As such, certain revenue recognition criteria and presentation features are different from GASB revenue recognition criteria and presentation features. With the exception of necessary presentation adjustments, no modifications have been made to the Foundation’s financial information in the University’s financial report for these differences.

Use of Estimates

The preparation of the financial statements in conformity with U.S. generally accepted accounting principles requires management to make estimates and assumptions that affect the amounts of assets and liabilities, disclosure of contingent assets and liabilities as of the date of the financial statements, and the reported amounts of revenues and expenses during the reporting period. Actual results could differ from those estimates. Significant estimates include, but are not limited to, the accounts receivable allowance, pension and OPEB liability, and insurance reserves.

Cash and Cash Equivalents

Cash and cash equivalents at the University and the Foundation consist of demand deposits and highly liquid investments, excluding noncurrent investments, with an original maturity when purchased of three months or less.

Short-Term Investments

Short-term investments consist of certificates of deposit with maturities of less than one year and liquid bond/fixed income funds.

Investments and Endowment Investments

University and Foundation investments and endowment investments consist primarily of mutual funds and are stated at fair value. Realized and unrealized gains and losses are reflected in the statements of revenues, expenses and changes in net position (activities). The Foundation maintains investment accounts for its expendable and nonexpendable endowments.

Accounts Receivable

Accounts receivable are stated at the amount management expects to collect from outstanding balances. Management provides for probable uncollectible amounts through a provision for bad debt expense when necessary and an adjustment to a valuation allowance based on its assessment of the current status of individual accounts. Balances that are still outstanding after management has used reasonable collection efforts are written off through a charge to the valuation allowance and a credit to accounts receivable.

LAKE SUPERIOR STATE UNIVERSITY

NOTES TO FINANCIAL STATEMENTS

JUNE 30, 2020

Inventories

Inventories, consisting primarily of supplies and petroleum products, are valued at cost (using the specific identification method) not in excess of market.

Capital Assets

Capital assets, consisting of institutional physical properties used in University operations, are stated at cost when purchased or, if acquired by gift, at acquired value at the date of acquisition. Building additions and improvements with a cost in excess of \$10,000 are capitalized if the life of the building is extended. Equipment with a cost in excess of \$2,500 with a useful life of three or more years is capitalized. Certain maintenance and replacement reserves have been established to provide for significant repair and maintenance costs to residence halls and certain other facilities.

Depreciation is provided on a straight-line basis over the estimated useful life of the related capital assets as follows:

<u>Classification</u>	<u>Life</u>
Buildings and building improvements	40 to 60 years
Land improvements	20 years
Infrastructure	20 years
Equipment	7 years
Personal computers	3 years
Library books	7 years
Vehicles	7 years

Deferred Outflows and Inflows of Resources

Deferred outflows of resources consist of outflows related to the University's multi-employer net pension obligation and OPEB and totaled \$1,082,304 as of June 30, 2020 and \$1,411,161 as of June 30, 2019. Deferred inflows of resources consist of inflows related to the University's multi-employer net pension obligation and OPEB and totaled \$747,495 as of June 30, 2020 and \$1,275,072 as of June 30, 2019. Net pension obligation and OPEB amounts are amortized over the actuarial calculated expected remaining service life of the members.

Net Pension Obligation

The calculations for the purpose of measuring the net pension liability, deferred outflows of resources related to pensions, deferred inflows of resources related to pensions, pension expense, the fiduciary net position of the Michigan Public School Employees' Retirement System (MPSERS) and additions to/deductions from MPSERS fiduciary net position have been determined on the same basis as they are reported by MPSERS. MPSERS uses the economic resources measurement focus and the full accrual basis of accounting. Contribution revenue is recorded as contributions are due, pursuant to legal requirements. Benefit payments (including refunds of employee contributions) are recognized as expenses when due and payable in accordance with the benefit terms. Related plan investments are reported at fair value.

LAKE SUPERIOR STATE UNIVERSITY

NOTES TO FINANCIAL STATEMENTS

JUNE 30, 2020

Postemployment Benefits Other Than Pensions (OPEB)

For purposes of measuring the net OPEB liability, deferred outflows of resources and deferred inflows of resources related to OPEB, and OPEB expense, information about the fiduciary net position of the Michigan Public School Employees Retirement System (MPSERS) and additions to/deductions from MPSERS fiduciary net position have been determined on the same basis as they are reported by MPSERS. For this purpose, benefit payments (including refunds of employee contributions) are recognized when due and payable in accordance with the benefit terms. Investments are reported at fair value.

Revenue Recognition

Revenues are recognized when earned and expenses are recognized when the service is provided or when materials are received. Restricted grant revenue is recognized only to the extent expended. Operating revenues of the University consist of tuition and fees, grants and contracts, auxiliary enterprise revenues, and other revenue. Transactions related to capital and financing activities, noncapital financing activities, investing activities, State appropriations, CARES Act grant, and Federal Pell grant revenue are components of nonoperating revenue. Restricted and unrestricted resources are allocated to the appropriate departments within the University which are responsible for adhering to any donor restrictions.

State appropriation revenue is recognized in the period for which it is appropriated.

The University received \$71,378,495 during 2020 and \$69,860,143 during 2019 (net of a 3.0% administrative fee retained by the University) of State appropriations which were forwarded to 21 charter schools. The University also received \$100,000 in State appropriations for Bay Mills Community College during fiscal years 2020 and 2019, which was forwarded to Bay Mills Community College on a monthly basis when received. Appropriations received and related disbursements passed on to the charter schools and Bay Mills Community College are considered agency transactions and, accordingly, are not reported in the accompanying financial statements.

Contributions, including unconditional promises to give, are recognized by the Foundation as revenues in the period received. Conditional promises to give are recognized when the conditions on which they depend are substantially met. The Foundation records donations of non-cash assets at their appraised or fair value as of the date of the gift.

Unearned Revenue

Unearned revenue consists primarily of advance payment for sports camps, room and board, sales for athletic events, and summer tuition not earned during the current year.

Income Taxes

The University is classified as a State instrumentality under Internal Revenue Code Section 115 and is also classified as a charitable organization under Internal Revenue Code section 501(c)(1). Therefore the University is exempt from federal income taxes. Certain activities of the University may be subject to taxation as unrelated business income under Internal Revenue Code

LAKE SUPERIOR STATE UNIVERSITY

NOTES TO FINANCIAL STATEMENTS

JUNE 30, 2020

Sections 511 to 514. No such taxes were incurred for either fiscal year 2020 or 2019.

The Foundation is also exempt from federal income taxes under Section 501(c)(3) and qualifies as an organization operated for the benefit of a college or university owned or operated by a governmental unit described in Section 170(b)(1)(A)(iv). Accordingly, no provision for income taxes has been recorded in the accompanying financial statements. Certain activities of the Foundation may be subject to taxation as unrelated business income under Internal Revenue Code Sections 511 to 514. No such taxes were incurred for either fiscal year 2020 or 2019.

ASC Topic 740, *Accounting for Uncertainty in Income Taxes*, prescribes the recognition threshold and measurement attribute for disclosures of tax positions previously taken or expected to be taken on an income tax return. The Foundation analyzes its filing positions in the state jurisdictions where it is required to file income tax returns, including tax years 2016 through 2020 in these jurisdictions. The Foundation also treats interest and penalties attributable to income taxes, and reflects any charges for such, to the extent they arise, as a component of operating expenses. The continued application of ASC Topic 740 has had no significant impact on the Foundation's financial statements.

Split-Interest Agreements

Beneficial Interest in Charitable Remainder Trust

The Foundation is a beneficiary of certain irrevocable charitable remainder trusts. Contribution revenue was recognized at the date the trust was established based on the expected present value of the Foundation's interest in the trust assets. Changes in the value of the assets and other changes in the estimates of future receipts are reported in the statements of activities of the Foundation.

Annuity Obligations

The Foundation's annuity and life income agreements require payments during the life of the annuitant at various rates up to 7.0% of the principal amounts. The annuity obligations payable is reported at the present value of the future payments based on life expectancy tables and an implied discount rate of 5.8%. Changes in the value of annuity obligations payable are reported in the statements of activities of the Foundation.

Fair Value Measurements

As required by ASC Topic 820, *Fair Value Measurements*, the Foundation has categorized its financial assets and liabilities into a three-level fair value hierarchy, based on the nature of the inputs used in determining fair value. The hierarchy gives the highest priority to quoted prices in active markets for identical assets or liabilities (Level 1 measurements) and the lowest priority to unobservable inputs (Level 3 measurements). For a further discussion of ASC Topic 820, refer to Note 5.

LAKE SUPERIOR STATE UNIVERSITY

NOTES TO FINANCIAL STATEMENTS

JUNE 30, 2020

Foundation Net Assets

The net assets and revenues, gains, and losses of the Foundation are classified based on the existence or absence of donor-imposed restrictions. Accordingly, the net assets of the Foundation have been grouped into the following two classes:

Net assets without donor restrictions - Generally result from revenues derived from providing services, receiving unrestricted contributions, unrealized and realized gains and losses, and dividends and interest from investing in income-producing assets, less the expenses incurred in providing services, raising contributions, and performing administrative functions.

Net assets with donor restrictions - Generally result from contributions, unrealized and realized gains and losses, and dividends and interest from investing in income-producing assets, and other inflows of assets, which are held for specific purposes as stipulated by the donor. Some of the restrictions are temporary in nature and are released from restrictions by the passage of time or by actions of the Foundation, pursuant to the donors' stipulations. Other donor restrictions are perpetual in nature, where by the donor has stipulated the funds be maintained in perpetuity.

Subsequent Events

In preparing these financial statements, Foundation management has evaluated, for the potential recognition or disclosure, significant events or transactions that occurred during the period subsequent to June 30, 2020, the most recent statement of net assets presented herein, through December 9, 2020, the date these financial statements were available to be issued. See footnote 22 for description of significant event.

2. CASH AND CASH EQUIVALENTS AND INVESTMENTS - UNIVERSITY

Cash and short-term investments - The University utilizes the "pooled cash" method of accounting for substantially all of its cash and short-term investments. Investment policies for cash and short-term investments, as set forth by the Board of Trustees, authorize the University to invest, with limitations, in commercial paper of companies with a rating within the two highest classifications of prime as established by at least one of the standard rating services. Investments may also be made in securities of the U.S. Treasury and federal agencies and in time savings accounts. Short-term investments are stated at fair value.

Investments - The Board of Trustees has authorized certain University administrators to invest in short, intermediate, and long-term pools of investments, depending on the nature and need of funds. An established Board policy is followed for the investment of University funds. The primary investment objective for the investment pools is as follows:

Short-term investment pool - to provide for the preservation of capital. Funds needed for expenditures in less than one year will be considered short-term.

LAKE SUPERIOR STATE UNIVERSITY

NOTES TO FINANCIAL STATEMENTS

JUNE 30, 2020

Intermediate investment pool - to provide for preservation of capital and maximization of income without undue exposure to risk. Funds needed for expenditures within one to five years will be considered intermediate-term.

Long-term investment pool - to provide for long-term growth of principal and income without undue exposure to risk. Funds not needed for expenditures within five years will be considered long-term. The University's general policy toward the long-term investment pool shall be to diversify investments within both equity and fixed income securities so as to provide a balance that will enhance total return. The University invests with selected money managers as part of an institutional mutual fund or in segregated accounts.

Performance objectives for each pool of investments have been established to measure the total return of a manager against a comparable index, as well as the amount of risk the manager is taking. The University uses the service of outside investment counsel in providing performance measurements and asset allocation recommendations. Reports are submitted to the Board of Trustees on an annual basis to ensure compliance with the prescribed policy.

Investment income and realized gains or losses are allocated using an average balance method on accounts designated to receive investment earnings. Unrealized gains or losses are allocated based on investment balances on June 30.

University cash and cash equivalents consist of the following amounts as of June 30:

	<u>2020</u>	<u>2019</u>
Disbursement accounts	\$ 2,948,771	\$ 4,145,251
Money market funds	<u>9,363,572</u>	<u>8,297,254</u>
Total cash and cash equivalents	<u>\$ 12,312,343</u>	<u>\$ 12,442,505</u>

LAKE SUPERIOR STATE UNIVERSITY

NOTES TO FINANCIAL STATEMENTS

JUNE 30, 2020

The University utilizes the "pooled" method of accounting for substantially all investments, which consist of the following amounts as of June 30:

	2020	2019
<u>University short-term investments</u>		
Certificates of deposit	\$ 791,721	\$ 780,772
Mutual funds		
Bond/fixed income funds	2,233,515	5,768,496
Total University short-term investments	\$ 3,025,236	\$ 6,549,268
	2020	2019
<u>University endowment investments</u>		
Mutual funds		
Equity funds	\$ 8,909,209	\$ 8,074,136
Bond/fixed income funds	3,093,819	3,112,887
Exchange traded funds	-	923,841
Money market funds	34,105	121,486
Total University endowment investments	\$ 12,037,133	\$ 12,232,350

Interest Rate Risk – The University’s investment policy does not limit investment maturities as a means of managing its exposure to fair value losses arising from increasing interest rates. The maturity dates for each investment type (including investment types classified as cash and cash equivalents) susceptible to interest rate risk are identified below for investments held as of year-end.

As of June 30, 2020, the University had the following investments with related maturities:

	Maturities (in Years)			
Fair Market Value	Less Than 1	1-5	6-10	
Money market funds	\$ 9,397,677	\$ 9,397,677	\$ -	\$ -
Bond/fixed income funds	5,327,334	2,233,515	-	3,093,819
Total investments	\$ 14,725,011	\$11,631,192	\$ -	\$ 3,093,819

LAKE SUPERIOR STATE UNIVERSITY

NOTES TO FINANCIAL STATEMENTS

JUNE 30, 2020

As of June 30, 2019, the University had the following investments with related maturities:

	Fair Market Value	Maturities (in Years)		
		Less Than 1	1-5	6-10
Money market funds	\$ 8,418,740	\$ 8,418,740	\$ -	\$ -
Bond/fixed income funds	8,881,083	5,768,196	-	3,112,887
Total investments	\$ 17,299,823	\$14,186,936	\$ -	\$ 3,112,887

Credit Risk - State law limits investments to specific government securities, certificates of deposits and bank accounts with qualified financial institutions, commercial paper with specific maximum maturities and ratings when purchased, and qualified mutual funds. The University's investment policy does not have specific limits in excess of state law on investment credit risk.

Custodial Credit Risk - Deposits – Custodial credit risk is the risk that in the event of a bank failure, the University's deposits may not be returned. State law does not require a policy for deposit custodial credit risk. The University believes that due to the dollar amounts of cash deposits and the limits of FDIC insurance, it is impractical to insure all bank deposits. As a result, management evaluates each financial institution in which it deposits University funds with and assesses the level of risk of each institution; only those institutions with an acceptable estimated risk level are used as depositories. As of June 30, 2020, \$12,360,767 of the University's bank balance of \$13,110,777 was exposed to custodial credit risk because it was uninsured and uncollateralized.

Custodial Credit Risk - Investments – For an investment, custodial credit risk is the risk that, in the event of the failure of the counterparty, the University will not be able to recover the value of its investments or collateral securities that are in the possession of an outside party. State law does not require the University to have a policy for investment custodial credit risk. Custodial credit risk for the University's mutual fund investments cannot be determined as these investments are not evidenced by specifically identifiable securities.

Concentration of Credit Risk - State law limits allowable investments but does not limit concentration of credit risk. The University's investment policy does not have specific limits in excess of state law on concentration of credit risk.

Foreign Currency Risk - The University's exposure to foreign currency risk is derived from its positions in international investments consisting solely of foreign currency denominated mutual fund equity investments. The University's investment policy permits investments in these asset types. As of June 30, 2020, the University held 45,725 units of the EuroPacific Growth Fund Class F3 (Security identifier: FEUPX) with a fair value of \$2,420,701. As of June 30, 2019, the University held 44,573 units of the EuroPacific Growth Fund Class F3 (Security identifier: FEUPX) with a fair value of \$2,356,560. The University holds no other assets which may be subject to the risks of foreign currency.

LAKE SUPERIOR STATE UNIVERSITY

NOTES TO FINANCIAL STATEMENTS

JUNE 30, 2020

No foreign currency risk exists with respect to any holdings under the caption “cash and cash equivalents” in the accompanying statements of net position, and all international investments are equity investments held through mutual funds.

Policies regarding marketable securities in the University endowment investments, as set forth by the Board of Trustees, authorize the investment manager to invest in high-grade equities, bonds, or other marketable securities. The University endowment income spending policy is 4.5% of the 20-quarter rolling average of the market value of the endowment pool. The annual spending income allocation cannot reduce the original gift principal. The spending policy is reviewed periodically by the Finance Committee, which recommends changes to the Board of Trustees. The net appreciation on University investments of donor-restricted endowments approximated \$1,491,000 as of June 30, 2020 and \$2,505,000 as of June 30, 2019. Net appreciation is a component of restricted, expendable net position.

The yields of the University endowment investments were as follows for the years ended June 30:

	<u>2020</u>	<u>2019</u>
Interest and dividends	1.9%	2.0%
Net realized and unrealized gains	<u>0.2</u>	<u>3.3</u>
Total investment gain	<u>2.1%</u>	<u>5.3%</u>

According to the law of the State of Michigan, the Board of Trustees may appropriate for expenditure for the uses and purposes for which an endowment is established an allocation of the net appreciation, realized and unrealized, in the fair value of the assets of an endowment over the historic dollar value as is prudent under the facts and circumstances prevailing at the time of the action or decision.

3. FAIR VALUE MEASUREMENTS – UNIVERSITY INVESTMENTS

The GASB issued GASB Statement No. 72, *Fair Value Measurement and Application*, which provides governments with guidance for determining fair value measurement and applying fair value to certain investments and disclosures related to all fair value measurements. Fair value is the price that would be received to sell an asset or paid to transfer a liability in an orderly transaction between market participants at the measurement date. The University performs a detailed analysis of assets and liabilities subject to authoritative guidance and uses valuation techniques that maximize the use of observable, market corroborated inputs (Level 1) and minimizes the use of unobservable inputs (Level 3). Financial assets and liabilities recorded at fair value will be classified and disclosed in one of the following three categories:

Level 1 - Quoted prices (unadjusted) for identical assets or liabilities in active markets that a government can access at the measurement date.

Level 2 - Inputs other than quoted prices included within Level 1 that are observable for an asset or liability, either directly or indirectly.

LAKE SUPERIOR STATE UNIVERSITY

NOTES TO FINANCIAL STATEMENTS

JUNE 30, 2020

Level 3 - Unobservable inputs for an asset or liability.

The fair value of the following financial instruments was determined using the methods and assumptions described:

Investments excluding endowment fund investments - These investments are comprised of government notes, commercial paper, and certificates of deposit. The fair value of similar investments can be obtained in the market classifying them as a Level 2 valuation.

Endowment investments - These investments are comprised of corporate bonds, corporate convertible bonds, government and agency bonds, bond funds, preferred stock, equities, international equities, and exchange traded funds. The fair value of corporate bonds, corporate convertible bonds, government and agency bonds, and bond funds (collectively bond/fixed income funds and exchange traded funds) are derived from quoted prices for identical assets in active markets classifying them as Level 1 valuation. The fair value of preferred stock and equities and international equities (collectively equity funds) are obtained from similar investments obtained in the market classifying them as a Level 2 valuation.

4. INVESTMENTS - FOUNDATION

The Foundation also utilizes the "pooled" method of accounting for substantially all investments, which consist of the following amounts as of June 30:

	<u>2020</u>	<u>2019</u>
Mutual funds		
Index funds	\$ 3,674,114	\$ 3,672,396
Growth funds	5,983,097	5,859,747
Bond/fixed income funds	6,167,662	7,209,018
Exchange traded funds	-	1,370,243
Value funds	2,240,805	819,459
Public natural resources funds	567,006	617,687
Money market	<u>13,510</u>	<u>168,914</u>
Subtotal	18,646,194	19,717,464
Marketable securities	<u>39,753</u>	<u>37,570</u>
Total Foundation investments	<u>\$ 18,685,947</u>	<u>\$ 19,755,034</u>

LAKE SUPERIOR STATE UNIVERSITY

NOTES TO FINANCIAL STATEMENTS

JUNE 30, 2020

The following is a summary of unrealized gains and losses for the Foundation for the years ended June 30:

	2020	2019
Mutual funds		
Index funds	\$ 35,723	\$ 215,757
Growth funds	(218,545)	(175,365)
Bond/fixed income funds	47,083	127,179
Exchange traded funds	(530,545)	11,215
Value funds	(404,187)	(153,835)
Public natural resources funds	(334,767)	(16,116)
Subtotal	(1,405,238)	8,835
Marketable securities	2,183	3,258
Total Foundation unrealized (losses) gains	\$ (1,403,055)	\$ 12,093

5. FAIR VALUE MEASUREMENTS – FOUNDATION INVESTMENTS

The Foundation utilizes fair value measurements to record fair value adjustments to investments and the beneficial interest in charitable remainder trust and to determine fair value disclosures. These assets are recorded at fair value on a recurring basis.

Fair Value Hierarchy: Under ASC Topic 820, the Foundation groups its assets at fair value into three levels based on the markets in which the investments are traded and the reliability of the assumptions used to determine fair value. These levels are:

Level 1 - Valuation is based upon quoted prices for identical instruments traded in active markets, such as the New York Stock Exchange, U.S. Treasury securities that are traded by dealers or brokers in active over-the-counter markets, and money market funds.

Level 2 - Valuation is based upon quoted prices for similar instruments in active markets, quoted prices for identical or similar instruments in markets that are not active, and model-based valuation techniques for which all significant assumptions are observable in the market.

Level 3 - Valuation is generated from model-based techniques that use at least one significant assumption not observable in the market. These unobservable assumptions reflect estimates that market participants would use in pricing the asset or liability.

Following is a description of the valuation methodologies used for assets recorded at fair value:

Investments: Fair value measurement is based upon quoted prices, if available. Level 1 investments include mutual funds and marketable securities. Level 3 investments include bond/fixed income funds where fair value is based on a value provided by a third-party investment manager. The value is quoted on a private market that is not active.

LAKE SUPERIOR STATE UNIVERSITY

NOTES TO FINANCIAL STATEMENTS

JUNE 30, 2020

Beneficial Interest in Charitable Remainder Trust: Fair value measurement is based upon the fair value of the underlying investments in the trusts, an estimated rate of return, anticipated future payments to be made to beneficiaries, living beneficiaries' life expectancies, and an assumed discount rate as discussed further in Note 8.

The following table sets forth by level, within the fair value hierarchy, the Foundation's assets at fair value as of June 30, 2020:

	<u>Level 1</u>	<u>Level 2</u>	<u>Level 3</u>	<u>Total</u>
Mutual funds				
Index funds	\$ 3,674,114	\$ -	\$ -	\$ 3,674,114
Growth funds	5,983,097	-	-	5,983,097
Bond/fixed income funds	6,167,662	-	-	6,167,662
Value funds	2,240,805	-	-	2,240,805
Public natural resources funds	567,006	-	-	567,006
Money market	13,510	-	-	13,510
Marketable securities	<u>39,753</u>	-	-	<u>39,753</u>
Total investments at fair value	<u>\$ 18,685,947</u>	<u>\$ -</u>	<u>\$ -</u>	<u>\$ 18,685,947</u>
Beneficial Interest in				
Charitable Remainder Trust	<u>\$ -</u>	<u>\$ -</u>	<u>\$ 337,970</u>	<u>\$ 337,970</u>

The following table sets forth by level, within the fair value hierarchy, the Foundation's assets at fair value as of June 30, 2019:

	<u>Level 1</u>	<u>Level 2</u>	<u>Level 3</u>	<u>Total</u>
Mutual funds				
Index funds	\$ 3,672,396	\$ -	\$ -	\$ 3,672,396
Growth funds	5,859,747	-	-	5,859,747
Bond/fixed income funds	7,209,018	-	-	7,209,018
Exchange traded funds	1,370,243	-	-	1,370,243
Value funds	819,459	-	-	819,459
Public natural resources funds	617,687	-	-	617,687
Money market	168,914	-	-	168,914
Marketable securities	<u>37,570</u>	-	-	<u>37,570</u>
Total investments at fair value	<u>\$19,755,034</u>	<u>\$ -</u>	<u>\$ -</u>	<u>\$ 19,755,034</u>
Beneficial Interest in				
Charitable Remainder Trust	<u>\$ -</u>	<u>\$ -</u>	<u>\$ 347,194</u>	<u>\$ 347,194</u>

LAKE SUPERIOR STATE UNIVERSITY

NOTES TO FINANCIAL STATEMENTS

JUNE 30, 2020

The following table sets forth a summary of changes in the fair value of the Foundation's Level 3 assets for the year ended June 30:

Beneficial Interest in Charitable Remainder Trust	<u>2020</u>	<u>2019</u>
Balance, beginning of year	\$ 347,194	\$ 347,689
Change in value	<u>(9,224)</u>	<u>(495)</u>
Balance, end of year	<u>\$ 337,970</u>	<u>\$ 347,194</u>

6. ACCOUNTS AND STUDENT LOAN RECEIVABLES

Accounts receivable result primarily from student tuition and fee billings and auxiliary enterprise sales, such as food service and student residence. In addition, receivables arise from grant awards and financial aid. These receivables are reported net of an allowance for collection losses in the amount of \$543,269 as of June 30, 2020 and \$556,251 as of June 30, 2019.

University accounts receivable consists of the following net amounts as of June 30:

	<u>2020</u>	<u>2019</u>
Tuition and fees	\$ 466,291	\$ 480,944
Governmental grants and contracts	588,658	404,618
Auxiliary activities	111,437	209,847
Other	41,197	365,149
Private grants and contracts	<u>16,524</u>	<u>21,942</u>
Accounts receivable, net	<u>\$ 1,224,107</u>	<u>\$ 1,482,500</u>

In addition, the University has student loans receivable in the amount of \$1,793,325, net of an allowance for uncollectible loans of \$537,729, as of June 30, 2020 and \$2,152,694, net of an allowance for uncollectible loans of \$510,775, as of June 30, 2019. Approximately 76% of student loans receivable are expected to be collected in periods beyond one year.

LAKE SUPERIOR STATE UNIVERSITY

NOTES TO FINANCIAL STATEMENTS

JUNE 30, 2020

7. UNCONDITIONAL PROMISES TO GIVE

The following is a summary of unconditional promises to give for the Foundation as of June 30:

	2020	2019
Unconditional promises due in less than one year	\$ 378,790	\$ 497,088
Unconditional promises due in one to five years, net of discount to net present value at 1% of \$1,859 and \$3,637	108,641	198,863
Unconditional promises due in more than five years, net of discount to net present value at 8% of \$23,485 and \$21,514	515	7,486
Present value of promises to give	487,946	703,437
Less allowance for uncollectible amounts	1,910	3,087
Net unconditional promises to give	486,036	700,350
Less current portion	376,880	494,001
Unconditional promises to give, net of current portion	<u>\$ 109,156</u>	<u>\$ 206,349</u>

8. CHARITABLE REMAINDER TRUST

A donor having a charitable remainder unitrust managed by a third-party named the Foundation as the remainder beneficiary. Under the terms of the split-interest agreement, the third-party trustee must pay to the donor in each taxable year of the trust during the donor's life the lesser of the trust income for the taxable year or five percent (5%) of the net fair market value of the assets of the trust valued as of the first day of each taxable year of the trust. At the time of the donor's death, the trust is to terminate and the remaining trust assets are to be distributed to the Foundation.

As of June 30, 2020, based on the donor's life expectancy and an assumed 5.8% discount rate, the present value of the future benefits expected to be received by the Foundation were estimated to be \$337,970 and \$347,194, as of June 30, 2019.

LAKE SUPERIOR STATE UNIVERSITY

NOTES TO FINANCIAL STATEMENTS

JUNE 30, 2020

9. CAPITAL ASSETS

Changes in the components of capital assets are as follows for the year ended June 30:

	2020			Balance June 30, 2020
	Balance July 1, 2019	Additions	Reductions	
Capital assets not being depreciated				
Land - restricted	\$ 838,684	\$ -	\$ -	\$ 838,684
Land	1,914,778	258,747	-	2,173,525
Art collection	665,682	-	-	665,682
Construction in progress	<u>16,685,650</u>	<u>2,675,879</u>	<u>16,675,339</u>	<u>2,686,190</u>
Total capital assets not being depreciated	<u>20,104,794</u>	<u>2,934,626</u>	<u>16,675,339</u>	<u>6,364,081</u>
Capital assets being depreciated				
Land improvements	6,037,786	-	-	6,037,786
Infrastructure	4,117,073	365,782	-	4,482,855
Building and building improvements	135,655,399	20,090,030	-	155,745,429
Equipment and other	<u>23,563,733</u>	<u>1,684,639</u>	<u>396,284</u>	<u>24,852,088</u>
Total capital assets being depreciated	169,373,991	22,140,451	396,284	191,118,158
Accumulated depreciation	<u>(117,806,905)</u>	<u>(4,669,904)</u>	<u>375,757</u>	<u>(122,101,052)</u>
Total capital assets being depreciated, net	<u>51,567,086</u>	<u>17,470,547</u>	<u>20,527</u>	<u>69,017,106</u>
Total capital assets, net	<u>\$ 71,671,880</u>	<u>\$ 20,405,173</u>	<u>\$ 16,695,866</u>	<u>\$ 75,381,187</u>

LAKE SUPERIOR STATE UNIVERSITY

NOTES TO FINANCIAL STATEMENTS

JUNE 30, 2020

Changes in the components of capital assets are as follows for the year ended June 30:

	2019			Balance June 30, 2019
	Balance July 1, 2018	Additions	Reductions	
Capital assets not being depreciated				
Land - restricted	\$ 838,684	\$ -	\$ -	\$ 838,684
Land	1,274,679	640,099	-	1,914,778
Art collection	615,531	75,151	25,000	665,682
Construction in progress	<u>462,135</u>	<u>21,391,803</u>	<u>5,168,288</u>	<u>16,685,650</u>
Total capital assets not being depreciated	<u>3,191,029</u>	<u>22,107,053</u>	<u>5,193,288</u>	<u>20,104,794</u>
Capital assets being depreciated				
Land improvements	5,996,699	41,087	-	6,037,786
Infrastructure	3,776,783	340,290	-	4,117,073
Building and building improvements	130,206,028	5,449,371	-	135,655,399
Equipment and other	<u>22,786,742</u>	<u>1,709,507</u>	<u>932,516</u>	<u>23,563,733</u>
Total capital assets being depreciated	162,766,252	7,540,255	932,516	169,373,991
Accumulated depreciation	<u>(115,110,088)</u>	<u>(3,562,581)</u>	<u>865,764</u>	<u>(117,806,905)</u>
Total capital assets being depreciated, net	<u>47,656,164</u>	<u>3,977,674</u>	<u>66,752</u>	<u>51,567,086</u>
Total capital assets, net	<u>\$ 50,847,193</u>	<u>\$ 26,084,727</u>	<u>\$ 5,260,040</u>	<u>\$ 71,671,880</u>

As of June 30, 2020, the 18-month deferred maintenance and utility retrofit project with Johnson Controls, Inc. is substantially complete and the project has been capitalized. General revenue bonds of 2018 were issued to finance this project.

On June 29, 2016, the State of Michigan passed Enrolled House Bill No. 5294 in which the State authorized the planning for the Center for Freshwater Research and Education with an estimated total cost of \$11,800,000 and the State's share of the capital outlay at 75% or \$8,850,000. The project has evolved and the new facility will be located to the east of the Cloverland Hydroelectric Building as approved by the State of Michigan on June 22, 2018. In the process, the estimated total cost increased to \$13,800,000. The ground breaking ceremony was held on July 20, 2018.

Site contamination from the former Union Carbide plant prompted the University to enter into various agreements that would allow up to \$1,541,000 of Brownfield grant/loan funds from the Michigan Department of Environment, Great Lakes and Energy to be used to respond to

LAKE SUPERIOR STATE UNIVERSITY

NOTES TO FINANCIAL STATEMENTS

JUNE 30, 2020

environmental issues at the project site. Project cost increased to \$15,341,000. Bid packaging was nearing completion and estimated completion moved from Spring 2020 to Fall 2020.

In fiscal year 2020, bids were awarded and construction began. More contamination issues were identified late Fall 2019 and the Brownfield monies were increased in February 2020 to \$2,000,000 (\$1,000,000 each of grant and loan) for site cleanup. The road component has now been identified and the estimated cost has been added to the project. The project suffered various delays related to COVID-19. As a result, the project is now expected to complete Fall 2021.

Construction in progress

	CFRE	Johnson Controls
Estimated cost of construction	<u>\$ 16,205,000</u>	<u>\$ 23,611,326</u>
Project costs incurred:		
Costs incurred through June 30, 2019	\$ 1,561,733	\$ 19,356,375
Additions to construction in progress	1,659,425	(15,658,885)
Expenditures not capitalized	40,117	-
Assets capitalized	258,747	19,996,349
Total project costs incurred through June 30, 2020	3,520,022	23,693,839
Estimated cost to complete	<u>\$ 12,684,978</u>	<u>\$ -</u>
Expected sources of financing:		
Bond issue	\$ -	\$ 22,611,326
State of Michigan funds	8,850,000	-
University funds and other sources	7,355,000	1,082,513
Total sources of financing	<u>\$ 16,205,000</u>	<u>\$ 23,693,839</u>

10. ACCOUNTS PAYABLE AND ACCRUED EXPENSES

University accounts payable and accrued expenses consist of the following liabilities as of June 30:

	2020	2019
Accounts payable to vendors	\$ 2,458,228	\$ 3,445,747
Payroll and payroll taxes	1,205,675	1,097,611
Interest	558,885	563,760
Health insurance claims	3,800	72,000
Total accounts payable and accrued expenses	<u>\$ 4,226,588</u>	<u>\$ 5,179,118</u>

During the year ended June 30, 2019, the University changed to premium-based workers' compensation insurance and no claims were unpaid as of June 30, 2020 or June 30, 2019.

LAKE SUPERIOR STATE UNIVERSITY

NOTES TO FINANCIAL STATEMENTS

JUNE 30, 2020

11. LONG-TERM DEBT

Changes in the components of long-term debt are as follows for the years ended June 30:

		2020					
		Outstanding Principal					
	Interest Rate	Maturity	July 1 2019	Additions	Reductions	June 30 2020	Current Portion
Bonds payable							
General Revenue							
Bonds, Series 2018							
Series bonds	4.0%	2026-2035	\$ 3,265,000	\$ -	\$ -	\$ 3,265,000	\$ -
Term bonds	5.0%	2038-2050	18,645,000	-	-	18,645,000	-
Bonds, Series 2012							
Series bonds	3.0%-4.0%	2020-2031	15,850,000	-	975,000	14,875,000	1,010,000
Net premium on bond issuance			2,277,868	-	89,512	2,188,356	-
Total bonds payable			40,037,868	-	1,064,512	38,973,356	1,010,000
Capital leases	up to 4.10%	2020-2025	811,556	149,951	235,538	725,969	214,523
Loans payable	1.85%-4.15%	2020-2034	74,228	1,027,842	73,989	1,028,081	80,887
Total long-term debt			\$ 40,923,652	\$ 1,177,793	\$ 1,374,039	40,727,406	\$1,305,410
Less current portion						1,305,410	
Long-term debt, net of current portion						\$ 39,421,996	

		2019					
		Outstanding Principal					
	Interest Rate	Maturity	July 1 2018	Additions	Reductions	June 30 2019	Current Portion
Bonds payable							
General Revenue							
Bonds, Series 2018							
Series bonds	4.0%	2026-2035	-	\$ 3,265,000	\$ -	\$ 3,265,000	\$ -
Term bonds	5.0%	2038-2050	-	18,645,000	-	18,645,000	-
Bonds, Series 2012							
Series bonds	3.0%-4.0%	2019-2031	16,785,000	-	935,000	15,850,000	975,000
Net premium on bond issuance			361,775	2,005,598	89,505	2,277,868	-
Total bonds payable			17,146,775	23,915,598	1,024,505	40,037,868	975,000
Capital leases	up to 4.00%	2019-2024	753,086	266,037	207,567	811,556	235,538
Loan payable	1.85%	2019-2022	103,987	-	29,759	74,228	30,312
Total long-term debt			\$ 18,003,848	\$ 24,181,635	\$ 1,261,831	40,923,652	\$1,240,850
Less current portion						1,240,850	
Long-term debt, net of current portion						\$ 39,682,802	

LAKE SUPERIOR STATE UNIVERSITY

NOTES TO FINANCIAL STATEMENTS

JUNE 30, 2020

Bonded Debt

General Revenue Bonds, Series 2018

In August 2018, the University issued fixed rate General Revenue Bonds in the amount of \$21,910,000 payable from General Revenues. As of June 30, 2020, bonds payable are comprised of serial bonds payable in the amount of \$3,265,000 maturing in varying amounts beginning in January 2026 through January 2035, with interest charged at 4% and 4 term bonds in the amounts of \$2,545,000, \$5,585,000, \$7,135,000 and \$3,380,000 with interest charged at 5%. The term bonds mature in January 2038, 2043, 2048, and 2050 respectively. All of the bonds are callable after January 15, 2029.

General Revenue Bonds, Series 2012

In March 2012, the University issued fixed rate General Revenue Bonds in the amount of \$23,355,000. As of June 30, 2020, serial bonds payable in the amount of \$14,875,000 are payable from general revenues, maturing in varying amounts through November 2031, with interest charged at annual rates ranging from 3.0% to 4.0%. All of the bonds are callable after November 15, 2022.

In 2012, the University used the proceeds from above mentioned bond issue to refund \$4,670,000 and \$18,685,000 in outstanding fixed rate General Revenue Bonds, Series 1997 and 2001, respectively. As of June 30, 2018, the certificates were considered defeased and the liability has been removed from the statements of net position. The refunding resulted in an interest savings of \$3,540,834 and a net present value savings of \$2,821,221.

Debt Service Requirements

Principal and interest on the bonds are payable only from certain general revenues. The following table summarizes debt service requirements by years of scheduled maturity:

<u>Year Ending</u> <u>June 30</u>	<u>Principal</u>	<u>Interest</u>	<u>Total</u>
2021	\$ 1,010,000	\$ 1,611,750	\$ 2,621,750
2022	1,045,000	1,575,875	2,620,875
2023	1,080,000	1,543,325	2,623,325
2024	1,115,000	1,504,150	2,619,150
2025	1,160,000	1,458,650	2,618,650
2026-2030	7,300,000	6,532,150	13,832,150
2031-2035	5,430,000	5,106,650	10,536,650
2036-2040	4,615,000	4,240,000	8,855,000
2041-2045	6,160,000	2,921,500	9,081,500
2046-2050	7,870,000	1,218,750	9,088,750
Total – bonds payable	\$ 36,785,000	\$ 27,712,800	\$ 64,497,800

LAKE SUPERIOR STATE UNIVERSITY

NOTES TO FINANCIAL STATEMENTS

JUNE 30, 2020

Lease Obligations

Obligations Under Capital Leases

The University leases certain equipment with a net book value of \$819,249 as of June 30, 2020, under lease agreements which meet the capitalization criteria specified by U.S. generally accepted accounting principles.

The following is a schedule of annual future minimum lease payments required under capitalized lease obligations as of June 30, 2020:

Year Ending June 30	Amount
2021	\$ 229,233
2022	229,233
2023	154,268
2024	124,382
2025	<u>32,743</u>
Total minimum payments due	769,860
Less amounts representing interest, imputed at annual rates ranging up to 4.10%	<u>43,891</u>
Present value of net minimum lease payments	<u>\$ 725,969</u>

Obligations Under Operating Leases

During the fiscal year ended June 30, 2019, the University entered into a 5-year operating lease for copier equipment.

The following is a schedule of annual future minimum lease payments required under the operating lease obligations as of June 30, 2020:

Year Ending June 30	Amount
2021	\$ 29,457
2022	29,457
2023	29,457
2024	<u>4,910</u>
Total minimum payments due	<u>\$ 93,281</u>

Commitments and related rental expenses under operating leases with initial or remaining non-cancelable lease terms in excess of one year for the years ended June 30, 2020, and June 30, 2019, are included in operating expenses.

LAKE SUPERIOR STATE UNIVERSITY

NOTES TO FINANCIAL STATEMENTS

JUNE 30, 2020

Equipment Loans

On November 15, 2016, the University entered into a Loan Agreement with Central Savings Bank for cash to purchase exercise equipment for the Student Activity Center. The loan was for the amount of \$150,000 with a fixed interest rate of 1.850%. Repayment comprises 60 monthly payments in the amount of \$2,619 beginning January 1, 2017 and ending November 14, 2021. As of June 30, 2020, the principal remaining on the loan was \$43,916.

The following is a schedule of annual future payments for the loan as of June 30, 2020:

Year Ending <u>June 30</u>	<u>Principal</u>	<u>Interest</u>	<u>Total</u>
2021	\$ 30,880	\$ 551	\$ 31,431
2022	<u>13,036</u>	<u>61</u>	<u>13,097</u>
Total – loan payable	<u>\$ 43,916</u>	<u>\$ 612</u>	<u>\$ 44,528</u>

On June 14, 2019, the University entered into a Loan Agreement with Central Savings Bank for cash to purchase Cannabis equipment for the new Cannabis chemistry academic program. The loan was for the amount of \$977,842 with a fixed interest rate of 4.150%. Repayment comprises 180 monthly payments in the amount of \$7,315 beginning August 14, 2019 and ending July 14, 2034. As of June 30, 2020, the principal remaining on the loan was \$934,165.

The following is a schedule of annual future payments for the loan as of June 30, 2020:

Year Ending <u>June 30</u>	<u>Principal</u>	<u>Interest</u>	<u>Total</u>
2021	\$ 50,007	\$ 37,769	\$ 87,776
2022	52,063	35,713	87,776
2023	54,265	33,510	87,775
2024	56,513	31,262	87,775
2025	58,996	28,779	87,775
2026-2030	334,340	104,536	438,876
2031-2035	<u>327,981</u>	<u>29,042</u>	<u>357,023</u>
Total – loan payable	<u>\$ 934,165</u>	<u>\$ 300,611</u>	<u>\$ 1,234,776</u>

Line of Credit

On May 28, 2020, the University entered into a promissory note (tax-exempt non-revolving Line of Credit) with Central Savings Bank to meet cash flow needs related to capital expenditures. The note allows for up to \$3,000,000 to be borrowed over the course of two years after which time the note converts to a five-year term loan. The interest rate is fixed at 3.250% and began as

LAKE SUPERIOR STATE UNIVERSITY

NOTES TO FINANCIAL STATEMENTS

JUNE 30, 2020

soon as the first dollars were drawn. As of June 30, 2020, the principal drawn on the line of credit was \$50,000.

The following is a schedule of annual future payments for the line of credit as of June 30, 2020:

Year Ending June 30	Principal	Interest	Total
2021	\$ -	\$ 1,625	\$ 1,625
2022	<u>50,000</u>	<u>1,490</u>	<u>51,490</u>
Total – line of credit payable	<u>\$ 50,000</u>	<u>\$ 3,115</u>	<u>\$ 53,115</u>

12. EMPLOYEE RETIREMENT PLANS AND OTHER POSTEMPLOYMENT BENEFITS

Retirement Plans

Teachers Insurance and Annuity Association – College Retirement Equities Fund (TIAA-CREF)

Support personnel represented by the Michigan Education Association/National Education Association (MEA) hired after January 1, 1996, and faculty and administrative employees are eligible for the TIAA-CREF plan. TIAA-CREF is a defined contribution plan where the University contributes an amount equal to 10.0 percent of administrative and faculty group employees' pay (12.0 percent for those hired before January 1, 2010), and 10.0 percent of MEA employees' pay. The University contributed approximately \$1,666,000 for the year ended June 30, 2020 and \$1,678,000 for the year ended June 30, 2019. Plan participants maintain individual annuity contracts with TIAA-CREF, the plan administrator, which are fully vested.

Plan provisions and contribution requirements of the TIAA-CREF plan are established and may be amended by the University's Board of Trustees.

Michigan Public School Employees' Retirement System

Plan Description: The University participates in the Michigan Public School Employees' Retirement System (MPSERS or System), a statewide, cost-sharing, multiple-employer defined benefit public employee retirement system governed by the State of Michigan that covers substantially all hourly employees and some salary employees hired prior to January 1, 1996. Employees hired on or after January 1, 1996 cannot participate in MPSERS, unless they previously were enrolled in the plan at the University, or one of the other six universities that are part of MPSERS. The System provides retirement, survivor, and disability benefits to plan members and their beneficiaries. The System also provides postemployment health-care benefits to retirees and beneficiaries who elect to receive those benefits. MPSERS issues a publicly available financial report that includes financial statements and required supplementary information for the pension and postemployment health-care plans. That report is available on the web at <http://www.michigan.gov/orsschools>, or by writing to the Office of Retirement System (ORS) at

LAKE SUPERIOR STATE UNIVERSITY

NOTES TO FINANCIAL STATEMENTS

JUNE 30, 2020

7150 Harris Drive, P.O. Box 30171, Lansing, MI 48909. Separate pension information related to the University's employees included in this plan is not available. The seven participating public universities have a net pension obligation that is separated out from the system-wide MPSERS plan. The net pension obligation information included in this Note relates to the seven public universities that participate in MPSERS and not the plan as a whole.

Contributions: Public Act 300 of 1980, as amended, requires the University to contribute amounts necessary to finance the coverage of pension benefits of active and retired members. Contribution provisions are specified by State statute and may be amended only by action of the State Legislature. Under these provisions, each university's contribution is expected to finance the costs of benefits earned by employees during the year, with an additional amount to finance a portion of the unfunded accrued liability.

University contributions are determined based on employee elections. There are seven different benefit options included in the plan available to employees based on date of hire. The University contributes to MPSERS a percentage of member and non-member payrolls, determined by the plan's actuaries, for the unfunded portion of future pensions. Contribution rates are adjusted annually by the ORS. The rates from October 1 to September 30 are as follows:

<u>Fiscal Year Ended</u>	<u>Funded Portion</u>	<u>Unfunded Portion</u>
June 30, 2020	6.29%	19.74%
June 30, 2019	5.29%	19.74%

Depending on the plan selected, plan member contributions range from 0.0 percent to 7.0 percent of gross wages. Plan members electing into the defined contribution plan are not required to make additional contributions.

The University's statutorily required contribution was \$1,495,401. Its actual and actuarially determined contributions to the plan for the year ended June 30, 2020 were \$1,430,168. Contributions include \$181,081 of revenue received from the State of Michigan to fund the MPSERS Unfunded Actuarial Accrued Liability (UAAL) Stabilization Rate for the year ended June 30, 2020. The University's required and actual contributions to the plan for the year ended June 30, 2019 were \$1,487,609. Contributions included \$170,308 of revenue received from the State of Michigan to fund the MPSERS Unfunded Actuarial Accrued Liability (UAAL) Stabilization Rate for the year ended June 30, 2019.

Benefits Provided: Benefit provisions of the defined benefit pension plan are established by State statute, which may be amended. Public Act 300 of 1980, as amended, establishes eligibility and benefit provisions for the defined benefit (DB) pension plan. Depending on the plan option selected, member retirement benefits are calculated as final average compensation times years of service times a pension factor ranging from 1.25 percent to 1.50 percent. The requirements to retire range from attaining the age of 46 to 60 years with years of service ranging from 5 to 30 years, depending on when the employee became a member. Early retirement is computed in the same manner as a regular pension, but is permanently reduced 0.50 percent for each full and partial month between the pension effective date and the date the member will attain age 60. There is no mandatory retirement age.

LAKE SUPERIOR STATE UNIVERSITY

NOTES TO FINANCIAL STATEMENTS

JUNE 30, 2020

Members are eligible for non-duty disability benefits after 10 years of service and for duty-related disability benefits upon hire. Disability retirement benefits are determined in the same manner as retirement benefits but are payable immediately without an actuarial reduction. The disability benefits plus authorized outside earnings are limited to 100.0 percent of the participant's final average compensation with an increase of 2.0 percent each year thereafter.

Benefits may transfer to a beneficiary upon death and are determined in the same manner as retirement benefits, but with an actuarial reduction.

Benefit terms provide for annual cost-of-living adjustments to each employee's retirement allowance subsequent to the employee's retirement date. The annual adjustment, if applicable, is 3.0 percent. For some members who do not receive an annual increase, they are eligible to receive a supplemental payment in those years when investment earnings exceed actuarial assumptions.

Measurement of the MPSERS Net Pension Liability: The plan's net pension liability for the seven universities participating in MPSERS is to be measured as the total pension liability, less the amount of the pension plan's fiduciary net position. In actuarial terms, this will be the accrued liability less the market value of assets (not the smoothed actuarial value of assets that is often encountered in actuarial valuations performed to determine the University's contribution requirement).

MPSERS Net Pension Liability – Seven Universities as of September 30, 2019

Total pension liability	\$ 1,200,891,617
Plan fiduciary net position	<u>(531,300,707)</u>
Net pension liability	<u>\$ 669,590,910</u>
Plan fiduciary net position as a percentage of total pension liability	44.24%
Net pension liability as a percentage of covered payroll	314.52%

MPSERS Net Pension Liability – Seven Universities as of September 30, 2018

Total pension liability	\$ 1,180,646,584
Plan fiduciary net position	<u>(541,609,200)</u>
Net pension liability	<u>\$ 639,037,384</u>
Plan fiduciary net position as a percentage of total pension liability	45.87%
Net pension liability as a percentage of covered payroll	306.17%

Net Pension Obligation, Deferred Outflows of Resources, Deferred Inflows of Resources, and Pension Expense: At June 30, 2020, the University reported a liability of \$20,034,283 for its proportionate share of the MPSERS net pension liability. The net pension liability was measured as of September 30, 2019, and the total pension liability used to calculate the net pension liability was

LAKE SUPERIOR STATE UNIVERSITY

NOTES TO FINANCIAL STATEMENTS

JUNE 30, 2020

determined by an actuarial valuation rolled forward from September 30, 2018. The University's proportion of the net pension liability was determined by dividing each employer's statutorily required pension contributions to the system during the measurement period by the percent of pension contributions required from all applicable employers during the measurement period. As of September 30, 2019, the University's proportionate share was 2.99202%. The University reported a liability of \$19,087,979 as of June 30, 2019, and the University's proportionate share was 2.98699% as of the September 30, 2018 measurement date.

The University recognized pension expense of \$2,298,268 for the year ended June 30, 2020 and \$3,367,423 for the year ended June 30, 2019.

At June 30, 2020, the University reported deferred outflows of resources and deferred inflows of resources related to pensions from the following sources:

	Deferred Outflows of Resources	Deferred Inflows of Resources
Differences between actual and expected experience	\$ -	\$ -
Changes of assumptions	-	-
Net difference between projected and actual plan investment earnings	-	362,582
Changes in proportionate and differences between University contributions and proportionate share of contributions	-	-
University contributions subsequent to the measurement date	814,007	125,682
	\$ 814,007	\$ 488,264

At June 30, 2019, the University reported deferred outflows of resources and deferred inflows of resources related to pensions from the following sources:

	Deferred Outflows of Resources	Deferred Inflows of Resources
Differences between actual and expected experience	\$ -	\$ 14,804
Changes of assumptions	153,105	-
Net difference between projected and actual plan investment earnings	-	631,408
Changes in proportionate and differences between University contributions and proportionate share of contributions	-	15,334
University contributions subsequent to the measurement date	882,139	117,557
	\$ 1,035,244	\$ 779,103

LAKE SUPERIOR STATE UNIVERSITY

NOTES TO FINANCIAL STATEMENTS

JUNE 30, 2020

Amounts reported as deferred outflows of resources and deferred inflows of resources related to pensions will be recognized in pension expense as follows:

<u>Year Ending June 30</u>	<u>Amount</u>
2021	\$ (180,052)
2022	(194,908)
2023	(48,430)
2024	60,608
	<u>\$ (362,782)</u>

In addition, the contributions subsequent to the measurement date will be included as a reduction of the net pension liability in the next year.

Timing of the Valuation: An actuarial valuation to determine the total pension liability is required to be performed every year. If the actuarial valuation is not calculated as of the plan's fiscal year end, the total pension liability is required to be rolled forward from the actuarial valuation date to the pension plan's fiscal year end.

The total pension liability as of September 30, 2019 is based on the results of an actuarial valuation date of September 30, 2018, and rolled forward using generally accepted actuarial procedures.

Actuarial Valuations and Assumptions: Actuarial valuations for the pension plan involve estimates of the value of reported amounts and assumptions about the probability of occurrence of events far into the future. Examples include assumptions about future employment, mortality, and the health-care cost trend. Amounts determined regarding the funded status of the plan and the annual required contributions (ARC) are subject to continual revision as actual results are compared with past expectations and new estimates are made about the future.

Projections of benefits for financial reporting purposes are based on the substantive plan (the plan as understood by the employer and plan members) and include the types of benefits provided at the time of each valuation and the historical pattern of sharing of benefit costs between the employer and plan members to that point. The actuarial methods and assumptions used include techniques that are designed to reduce the effects of short term volatility in actuarial accrued liabilities and the actuarial value of assets, consistent with the long-term perspective of the calculations.

Additional information as of the latest actuarial valuation follows:

Summary of Actuarial Assumptions

Valuation Date:September 30, 2018

Actuarial Cost Method:.....Entry Age, Normal

Wage Inflation Rate:2.75%

LAKE SUPERIOR STATE UNIVERSITY

NOTES TO FINANCIAL STATEMENTS

JUNE 30, 2020

Investment Rate of Return:

- MIP and Basic Plans (Non-Hybrid):6.80%
- Pension Plus Plan (Hybrid):.....6.80%

Projected Salary Increases:2.75 - 11.55%, including wage inflation at 2.75%

Cost-of-Living Pension Adjustments:.....3% Annual Non-Compounded for MIP Members

Mortality: RP-2014 Male and Female Combined Healthy Life Mortality Tables, adjusted for mortality improvements using projection scale MP-2017 from 2006. This assumption was first used for the September 30, 2017 valuation of the System. For retirees, 82% of the table rates were used for males and 78% of the table rates were used for females. For active members, 100% of the table rates were used.

Assumption changes as a result of an experience study for the period 2012 through 2017 have been adopted by the System for use in the annual pension valuations beginning with the September 30, 2017 valuation.

Long-term Expected Return on Plan Assets: The long-term expected rate of return on pension plan investments was determined using a building-block method in which best-estimate ranges of expected future real rates of return (expected returns, net of pension plan investment expense and inflation) are developed for each major asset class. These ranges are combined to produce the long-term expected rate of return by weighting the expected future real rates of return by the target asset allocation percentage and by adding expected inflation.

Best estimates of arithmetic real rates of return for each major asset class included in the pension plan’s target asset allocation are summarized in the following table as of September 30:

Investment Category	Target Allocation	2019	2018
		Long-term Expected Real Rate of Return	Long-term Expected Real Rate of Return
Domestic Equity Pools	28.0%	5.5%	5.7%
Private Equity Pools	18.0	8.6	9.2
International Equity Pools	16.0	7.3	7.2
Fixed Income Pools	10.5	1.2	0.5
Real Estate & Infrastructure Pools	10.0	4.2	3.9
Absolute Return Pools	15.5	5.4	5.2
Short Term Investment Pools	2.0	0.8	0.0
Total	100.0%		

Rate of Return: For the fiscal year ended September 30, 2019, the annual money-weighted rate of return on pension plan investment, net of pension plan investment expense, was 5.14%. For the fiscal year ended September 30, 2018, the rate was 11.11%. The money weighted rate of return expresses investment performance, net of investment expense, adjusted for the changing amounts actually invested.

LAKE SUPERIOR STATE UNIVERSITY

NOTES TO FINANCIAL STATEMENTS

JUNE 30, 2020

Single Discount Rate: Projected benefit payments are required to be discounted to their actuarial present values using a single discount rate that reflects (1) a long-term expected rate of return on pension plan investments (to the extent that the plan's fiduciary net position is projected to be sufficient to pay benefits) and (2) tax-exempt municipal bond rate based on an index of 20-year general obligation bonds with an average AA credit rating (which is published by the Federal Reserve) as of the measurement date (to the extent that the contributions for use with the long-term expected rate of return are not met).

For the purpose of this valuation, the expected rate of return on pension plan investments is 6.80% and the resulting single discount rate is 6.80%.

Discount Rate: A discount rate of 6.80% was used to measure the total pension liability (6.80% for the Pension Plus Plan). This discount rate was based on the long term expected rate of return on pension plan investments of 6.80% (6.80% for the Pension Plus Plan). The projection of cash flows used to determine this discount rate assumed that plan member contributions will be made at the current contribution rate and that employer contributions will be made at rates equal to the difference between actuarially determined contribution rates and the member rate. Based on these assumptions, the pension plan's fiduciary net position was projected to be available to make all projected future benefit payments of current plan members. Therefore, the long-term expected rate of return on pension plan investments was applied to all periods of projected benefit payments to determine the total pension liability.

Sensitivity of the Net Pension Obligation to Changes in the Discount Rate: The following presents Lake Superior State University's proportionate share of the net pension liability calculated using the discount rate of 6.80% for the current fiscal year, as well as what Lake Superior State University's proportionate share of the net pension liability would be if it were calculated using a discount rate that is one percentage point lower (5.80%) or one percentage point higher (7.80%) than the current rate:

At June 30, 2020:

1.0% decrease (5.80%)	Current Discount Rate (6.80%)	1.0 % increase (7.80%)
\$23,583,167	\$20,034,283	\$17,005,711

At June 30, 2019:

1.0% decrease (6.05%)	Current Discount Rate (7.05%)	1.0 % increase (8.05%)
\$22,565,390	\$19,087,979	\$16,121,495

Payable to the Pension Plan: The University reported a payable of \$ -0- as of June 30, 2020 and 2019 for the outstanding amount of contributions to the pension plan required for the year then ended for the statutorily required pension contributions related to accrued labor expense.

LAKE SUPERIOR STATE UNIVERSITY

NOTES TO FINANCIAL STATEMENTS

JUNE 30, 2020

MPSERS – Postemployment Benefits Other Than Pensions (OPEB)

Plan Description: The Michigan Public School Employees' Retirement System (System or MPSERS) is a cost-sharing, multiple employer, state-wide, defined benefit public employee retirement plan governed by the State of Michigan (State) originally created under Public Act 136 of 1945, recodified and currently operating under the provisions of Public Act 300 of 1980, as amended. Section 25 of this act establishes the board's authority to promulgate or amend the provisions of the System. The board consists of twelve members—eleven appointed by the Governor and the State Superintendent of Instruction, who serves as an ex-officio member.

The System's health plan provides all eligible retirees with the option of receiving health, prescription drug, dental, and vision coverage under the Michigan Public School Employees' Retirement Act (1980 PA 300 as amended).

The System is administered by the Office of Retirement Services (ORS) within the Michigan Department of Technology, Management & Budget. The Department Director appoints the Office Director, with whom the general oversight of the System resides. The State Treasurer serves as the investment officer and custodian for the System.

The System's financial statements are available on the ORS website at www.michigan.gov/orsschools.

Benefits Provided: Benefit provisions of the postemployment health-care plan are established by State statute, which may be amended. Public Act 300 of 1980, as amended, establishes eligibility and benefit provisions. Retirees have the option of health coverage, which, through 2012, was funded on a cash disbursement basis. Beginning fiscal year 2013, it is funded on a prefunded basis. The System has contracted to provide the comprehensive group medical, prescription drug, dental, and vision coverage for retirees and beneficiaries. A subsidized portion of the premium is paid by the System with the balance deducted from the monthly pension of each retiree health-care recipient. For members who first worked before July 1, 2008, (Basic, MIP-Fixed, and MIP Graded plan members) the subsidy is the maximum allowed by statute. To limit future liabilities of Other Postemployment Benefits, members who first worked on or after July 1, 2008 (MIP-Plus plan members) have a graded premium subsidy based on career length where they accrue credit towards their insurance premiums in retirement, not to exceed the maximum allowable by statute. Public Act 300 of 2012 sets the maximum subsidy at 80% beginning January 1, 2013; 90% for those Medicare eligible and enrolled in the insurances as of that date. Dependents are eligible for health-care coverage if they meet the dependency requirements set forth in Public Act 300 of 1980, as amended.

Public Act 300 of 2012 granted all active members of the Michigan Public School Employees Retirement System, who earned service credit in the 12 months ending September 3, 2012 or were on an approved professional services or military leave of absence on September 3, 2012, a voluntary election regarding their retirement health-care. Any changes to a member's health-care benefit are effective as of the member's transition date, which is defined as the first day of the pay period that begins on or after February 1, 2013.

LAKE SUPERIOR STATE UNIVERSITY

NOTES TO FINANCIAL STATEMENTS

JUNE 30, 2020

Under Public Act 300 of 2012, members were given the choice between continuing the 3% contribution to retiree health-care and keeping the premium subsidy benefit described above, or choosing not to pay the 3% contribution and instead opting out of the subsidy benefit and becoming a participant in the Personal Health-care Fund (PHF), a portable, tax-deferred fund that can be used to pay health-care expenses in retirement. Participants in the PHF are automatically enrolled in a 2% employee contribution into their 457 account as of their transition date, earning them a 2% employer match into a 401(k) account. Members who selected this option stop paying the 3% contribution to retiree health-care as of the day before their transition date, and their prior contributions were deposited into their 401(k) account.

Contributions: Employers are required by Public Act 300 of 1980, as amended, to contribute amounts necessary to finance the coverage of active and retired members. Contribution provisions are specified by State statute and may be amended only by action of the State Legislature.

Employer OPEB contributions to the System are determined on an actuarial basis using the entry age normal actuarial cost method. Under this method, the actuarial present value of the projected benefits of each individual included in the actuarial valuation is allocated on a level basis over the service of the individual between entry age and assumed exit age. The portion of this cost allocated to the current valuation year is called the normal cost. The remainder is called the actuarial accrued liability. Normal cost is funded on a current basis. The unfunded (overfunded) actuarial accrued liability as of the September 30, 2018 valuation will be amortized over a 20-year period for the 2020 fiscal year.

The schedule below summarizes OPEB contribution rates in effect for fiscal year 2019.

OPEB Contribution Rates

Benefit Structure	Member	Employer
		University
Premium subsidy	3.00%	6.57%
Personal Health-care Fund (PHF)	0.00%	5.99%

Required contributions to the OPEB plan from LSSU were \$395,202 for the year ended September 30, 2019 and \$395,574 for the year ended June 30, 2018.

OPEB Liabilities, OPEB Expense, and Deferred Outflows of Resources and Deferred Inflows of Resources Related to OPEB: At June 30, 2020, LSSU reported a liability of \$2,794,718 for its proportionate share of the MPSERS net OPEB liability. The net OPEB liability was measured as of September 30, 2019, and the total OPEB liability used to calculate the net OPEB liability was determined by an actuarial valuation rolled forward from September 2018. LSSU's proportion of the net OPEB liability was determined by dividing each employer's statutorily required OPEB contributions to the system during the measurement period by the percent of OPEB contributions required from all applicable employers during the measurement period. As of September 30, 2019, the University's proportionate share was 3.04502%. The

LAKE SUPERIOR STATE UNIVERSITY

NOTES TO FINANCIAL STATEMENTS

JUNE 30, 2020

University reported a liability of \$3,616,044 as of June 30, 2019, and the University's proportionate share was 3.04790% as of the September 30, 2018 measurement date.

The University recognized OPEB expense of \$(576,071) for the year ended June 30, 2020 and \$(180,673) for the year ended June 30, 2019.

At June 30, 2020, the University reported deferred outflows of resources and deferred inflows of resources related to OPEB from the following sources:

	Deferred Outflows of Resources	Deferred Inflows of Resources
Differences between actual and expected experience	\$ -	\$ 172,595
Changes of assumptions	69,380	-
Net difference between projected and actual OPEB plan investment earnings	-	86,109
Changes in proportionate and differences between University contributions and proportionate share of contributions	95	527
University contributions subsequent to the measurement date	198,822	-
	\$ 268,297	\$ 259,231

At June 30, 2019, the University reported deferred outflows of resources and deferred inflows of resources related to OPEB from the following sources:

	Deferred Outflows of Resources	Deferred Inflows of Resources
Differences between actual and expected experience	\$ -	\$ 284,503
Changes of assumptions	154,469	-
Net difference between projected and actual OPEB plan investment earnings	-	206,027
Changes in proportionate and differences between University contributions and proportionate share of contributions	997	5,439
University contributions subsequent to the measurement date	220,451	-
	\$ 375,917	\$ 495,969

LAKE SUPERIOR STATE UNIVERSITY

NOTES TO FINANCIAL STATEMENTS

JUNE 30, 2020

Contributions subsequent to the measurement date reported as deferred outflows of resources related to OPEB resulting from employer contributions subsequent to the measurement date will be recognized as a reduction of the net OPEB liability in the year ended June 30, 2020. Other amounts reported as deferred outflows of resources and deferred inflows of resources related to OPEB will be recognized in OPEB expense as follows:

Year Ending June 30	Amount
2021	\$ (149,021)
2022	(45,374)
2023	(10,231)
2024	14,870
	\$ (189,756)

Actuarial Assumptions: Projections of benefits for financial reporting purposes are based on the substantive plan (the plan as understood by the employer and plan members) and include the types of benefits provided at the time of each valuation and the historical pattern of sharing of benefit costs between the employer and plan members to that point. The actuarial methods and assumptions used include techniques that are designed to reduce the effects of short term volatility in actuarial accrued liabilities and the actuarial value of assets, consistent with the long-term perspective of the calculations.

Valuation Date:September 30, 2018

Actuarial Cost Method:.....Entry Age, Normal

Wage Inflation Rate:2.75%

Investment Rate of Return:6.95%

Projected Salary Increases:2.75 – 11.55%, including wage inflation at 2.75%

Health-care Cost Trend Rate:7.5% Year 1 graded to 3.50% Year 12

Mortality: RP-2014 Male and Female Combined Healthy Life Mortality Tables, adjusted for mortality improvements using projection scale MP-2017 from 2006. This assumption was first used for the September 30, 2017 valuation of the System. For retirees, 82% of the table rates were used for males and 78% of the table rates were used for females. For active members, 100% of the table rates were used.

Other assumptions:

Opt Out Assumptions 21% of eligible participants hired before July 1, 2008 and 30% of those hired after June 30, 2008 are assumed to opt out of the retiree health plan.

Survivor Coverage 80% of male retirees and 67% of female retirees are assumed to have coverage continuing after the retiree’s death.

Coverage Election at Retirement 75% of male and 60% of female future retirees are assumed to elect coverage for 1 or more dependents.

LAKE SUPERIOR STATE UNIVERSITY

NOTES TO FINANCIAL STATEMENTS

JUNE 30, 2020

Notes:

- Assumption changes as a result of an experience study for the period 2012 through 2017 have been adopted by the System for use in the annual pension valuations beginning with the September 30, 2017 valuation. The total OPEB liability as of September 30, 2019, is based on the results of an actuarial valuation date of September 30, 2018, and rolled forward using generally accepted actuarial procedures, including the experience study.
- Recognition period for OPEB liabilities is the average of the expected remaining service lives of all employees which in years is 1.1641.
- Recognition period for OPEB assets in years is 5.0000.
- Full actuarial assumptions are available in the 2019 MPSERS Comprehensive Annual Financial Report found on the ORS website at www.michigan.gov/orsschools.

Long-Term Expected Return on Plan Assets: The long-term expected rate of return on OPEB plan investments was determined using a building-block method in which best-estimate ranges of expected future real rates of return (expected returns, net of OPEB plan investment expense and inflation) are developed for each major asset class. These ranges are combined to produce the long-term expected rate of return by weighting the expected future real rates of return by the target asset allocation percentage and by adding expected inflation. Best estimates of arithmetic real rates of return for each major asset class included in the OPEB plan's target asset allocation are summarized in the following table as of September 30:

Investment Category	Target Allocation	2019	2018
		Long-term Expected Real Rate of Return	Long-term Expected Real Rate of Return
Domestic Equity Pools	28.0%	5.5%	5.7%
Private Equity Pools	18.0	8.6	9.2
International Equity Pools	16.0	7.3	7.2
Fixed Income Pools	10.5	1.2	0.5
Real Estate & Infrastructure Pools	10.0	4.2	3.9
Absolute Return Pools	15.5	5.4	5.2
Short Term Investment Pools	2.0	0.8	0.0
Total	100.0%		

*Long-term rates of return are net of administrative expenses and 2.3% inflation.

For the fiscal year ended September 30, 2019, the annual money-weighted rate of return on OPEB plan investment, net of OPEB plan investment expense, was 5.37% and for the fiscal year ended September 30, 2018 was 10.75%. The money-weighted rate of return expresses investment performance, net of investment expense, adjusted for the changing amounts actually invested.

Discount Rate: A discount rate of 6.95% was used to measure the total OPEB liability for fiscal year 2019. This discount rate was based on the long-term expected rate of return on OPEB plan investments of 6.95%. The projection of cash flows used to determine this discount rate assumed

LAKE SUPERIOR STATE UNIVERSITY

NOTES TO FINANCIAL STATEMENTS

JUNE 30, 2020

that plan member contributions will be made at the current contribution rate and that employer contributions will be made at rates equal to the difference between actuarially determined contribution rates and the member rate. Based on these assumptions, the OPEB plan's fiduciary net position was projected to be available to make all projected future benefit payments of current plan members. Therefore, the long-term expected rate of return on OPEB plan investments was applied to all periods of projected benefit payments to determine the total OPEB liability. In fiscal year 2018, the single discount rate used to measure the total OPEB liability was 7.15%.

Sensitivity of LSSU's proportionate share of the net OPEB liability to changes in the discount rate: The following presents LSSU's proportionate share of the net OPEB liability calculated using the discount rate of 6.95%, as well as what LSSU's proportionate share of the net OPEB liability would be if it were calculated using a discount rate that is one percentage point lower or one percentage higher:

At June 30, 2020:

1.0% decrease (5.95%)	Current Discount Rate (6.95%)	1.0% increase (7.95%)
\$3,511,923	\$2,794,718	\$2,184,192

At June 30, 2019:

1.0% decrease (6.15%)	Current Discount Rate (7.15%)	1.0% increase (8.15%)
\$4,350,147	\$3,616,044	\$2,989,209

Sensitivity of LSSU's proportionate share of the net OPEB liability to Health-care Cost Trend Rate: The following presents LSSU's proportionate share of the net OPEB liability calculated using assumed trend rates, as well as what LSSU's proportionate share of net OPEB liability would be if it were calculated using a trend rate that is one percentage point lower or one percentage point higher:

At June 30, 2020:

1.0% decrease (5.95%)	Current Health-care Cost Trend Rate (6.95%)	1.0% increase (7.95%)
\$2,143,026	\$2,794,718	\$3,541,471

At June 30, 2019:

1.0% decrease (6.15%)	Current Health-care Cost Trend Rate (7.15%)	1.0% increase (8.15%)
\$2,943,210	\$3,616,044	\$4,385,860

LAKE SUPERIOR STATE UNIVERSITY

NOTES TO FINANCIAL STATEMENTS

JUNE 30, 2020

OPEB Plan Fiduciary Net Position: Detailed information about the OPEB plan’s fiduciary net position is available in the separately issued 2019 MPSERS CAFR, available on the ORS website at www.michigan.gov/orsschools.

Payables to the OPEB Plan: As of June 30, 2020, the University reported a payable of \$-0- for the outstanding amount of contributions to the defined benefit OPEB plan required for the year then ended for the statutorily required OPEB contributions related to accrued labor expense.

Compensated Absences

The University pays eligible employees for their unused accumulated vacation under various contracts, up to a maximum of 288 hours, upon termination of employment with the University.

Accumulated Sick Leave Benefits

The University pays eligible employees for their unused accumulated sick leave under various contracts, up to a maximum of 800 hours, at retirement from the University, if the employee has met certain vesting and age requirements at that date. Employees in the Faculty and Administrative and Professional groups hired after June 30, 1987, and employees in the Support Staff group hired after December 31, 1989, are not eligible for participation in the program.

Activity in University employee benefit programs is summarized below for the years ended June 30:

	2020				
	July 1 2019	Additions	Payments	June 30 2020	Current Portion
Compensated absences	\$ 632,831	\$ 120,026	\$ 82,856	\$ 670,001	\$ 94,000
Accumulated sick leave benefits	<u>293,349</u>	<u>20,000</u>	<u>91,248</u>	<u>222,101</u>	<u>114,175</u>
Total employee benefit programs	<u>\$ 926,180</u>	<u>\$ 140,026</u>	<u>\$ 174,104</u>	<u>\$ 892,102</u>	<u>\$ 208,175</u>
	2019				
	July 1 2018	Additions	Payments	June 30 2019	Current Portion
Compensated absences	\$ 564,990	\$ 171,572	\$ 103,731	\$ 632,831	\$ 124,000
Accumulated sick leave benefits	<u>383,449</u>	<u>20,000</u>	<u>110,100</u>	<u>293,349</u>	<u>124,175</u>
Total employee benefit programs	<u>\$ 948,439</u>	<u>\$ 191,572</u>	<u>\$ 213,831</u>	<u>\$ 926,180</u>	<u>\$ 248,175</u>

Other Postemployment Health Benefits

The University allows retirees who are not covered by the MPSERS health-care plan to purchase health-care benefits at cost and has 16 retirees participating in this health coverage as of June 30, 2020 and 15 retirees in the prior year. The University segregates these retiree payments and health-care expenses separately from current employee costs. Premium rates are adjusted on July 1 each year to cover projected health-care increases for the next year and any funding deficits. Rates are set by the University from a cost analysis through the University’s third-party health-care administrators.

LAKE SUPERIOR STATE UNIVERSITY

NOTES TO FINANCIAL STATEMENTS

JUNE 30, 2020

Since retirees are required to pay all monthly premiums, there is no liability to the University; accordingly, no postemployment health-care liability has been recorded in the accompanying statements of net position.

13. SELF INSURANCE

Liability and Property

The University participates with 10 other Michigan universities in the Michigan Universities Self-Insurance Corporation (MUSIC). MUSIC's purpose is to provide indemnity to members against auto, comprehensive general liability, errors and omissions, and property losses commonly covered by insurance. MUSIC also provides risk management and loss control services and programs.

Loss coverages are structured on a three-layer basis with each member retaining a portion of its losses, MUSIC covering the second layer of losses, and commercial carriers covering the third layer. Comprehensive general liability coverage is provided on an occurrence basis; errors and omissions coverage is provided on a claims-made basis.

Premiums are assessed annually for (1) insurance risks retained by MUSIC, (2) costs related to excess coverage, and (3) general and administrative expenses. The amount assessed reflects the claims experience of each University.

Insurance Reserves

Effective September 1, 2018, the University changed from self-insured to commercial insurance for workers' compensation coverage. Beginning January 1, 2019, the University changed from self-insured to a hybrid plan for health insurance coverage. The University provided coverage for up to a maximum of \$550,000 for each workers' compensation claim as of June 30, 2018 and \$80,000 as of June 30, 2018 for each health insurance claim. The University purchases commercial insurance for workers' compensation and health insurance claims in excess of coverage provided by the self insurance reserves. Settled claims have not exceeded this commercial coverage in any of the past three fiscal years.

The University reserves an amount within unrestricted net position for health and maintenance reserves and records a liability for workers' compensation insurance. These reserves are determined by MUSIC for losses relating to catastrophes and amounted to \$4,084,975 as of June 30, 2020 and \$4,115,176 as of June 30, 2019. The workers' compensation claims liability of \$ -0- for the years ending as of June 30, 2020 and 2019, which is included in accounts payable and accrued expenses, is based on the requirements of generally accepted accounting principles, which require that a liability for claims be reported if information prior to the issuance of the financial statements indicates that it is probable that a liability has been incurred as of the date of the financial statements and the amount of the loss can be reasonably estimated. Health insurance claims incurred but not reported as of June 30, 2020 were \$3,800 and \$72,000 as of June 30, 2019, and, accordingly, a related liability has been recorded in the accompanying statements of net position. The reduction in liability is primarily due to changing from self-insured to a combination of purchased insurance and self-insurance.

LAKE SUPERIOR STATE UNIVERSITY

NOTES TO FINANCIAL STATEMENTS

JUNE 30, 2020

14. NET ASSETS CATEGORIES - FOUNDATION

Net assets with donor restrictions as of June 30 consist of the following:

	2020	2019
Subject to expenditure for a specified purpose:		
University programs	\$ 2,592,068	\$ 3,609,944
Subject to the endowment spending policy and appropriation for donor specified purpose:		
Permanent endowment funds	11,033,958	10,852,153
Quasi endowment funds	4,995,084	5,324,707
The corpus of the endowment funds are held in perpetuity; the spendable income from which supports scholarships, athletics and other University programs		
Subject to appropriation and expenditure when a specified event occurs (death of the donor):		
Charitable remainder agreements-scholarships	54,690	94,628
Beneficial interest in charitable remainder trust	337,970	347,194
Total with donor restriction	19,013,770	20,228,626

Net assets without donor restrictions as of June 30 consist of the following:

	2020	2019
Board designated for:		
Fund for LSSU grant program	144,959	140,994
University athletic programs	44,381	78,973
University Investment Club	40,753	38,570
Total board designated	230,093	258,537
Undesignated	1,295,540	1,314,104
Total without donor restriction	1,525,633	1,572,641
Total net assets	\$ 20,539,403	\$ 21,801,267

LAKE SUPERIOR STATE UNIVERSITY

NOTES TO FINANCIAL STATEMENTS

JUNE 30, 2020

Following is a summary of the changes in the Foundation's net assets for the years ended June 30:

	2020		Totals
	Without donor restriction	With donor restriction	
Revenue, gains, and other support			
Contributions	\$ 405,105	\$ 1,287,654	\$ 1,692,759
Change in value of split interest agreements	-	(5,416)	(5,416)
Investment return, net	71,821	352,791	424,612
Net assets released from restrictions	2,849,885	(2,849,885)	-
Total revenue, gains, and other support	3,326,811	(1,214,856)	2,111,955
Expenses			
Operating expenses	(507,041)	-	(507,041)
Distributions to Lake Superior State University	(2,866,778)	-	(2,866,778)
Changes in net assets	(47,008)	(1,214,856)	(1,261,864)
Net assets, beginning of year	1,572,641	20,228,626	21,801,267
Net assets, end of year	\$ 1,525,633	\$ 19,013,770	\$ 20,539,403
	2019		
	Without donor restriction	With donor restriction	Totals
Revenue, gains, and other support			
Contributions	\$ 1,129,428	\$ 1,478,677	\$ 2,608,105
Change in value of split interest agreements	-	2,161	2,161
Investment return, net	54,672	931,564	986,236
Net assets released from restrictions	2,148,562	(2,148,562)	-
Total revenue, gains, and other support	3,332,662	263,840	3,596,502
Expenses			
Operating expenses	(469,248)	-	(469,248)
Distributions to Lake Superior State University	(2,151,918)	-	(2,151,918)
Changes in net assets	711,496	263,840	975,336
Net assets, beginning of year	861,145	19,964,786	20,825,931
Net assets, end of year	\$ 1,572,641	\$ 20,228,626	\$ 21,801,267

LAKE SUPERIOR STATE UNIVERSITY

NOTES TO FINANCIAL STATEMENTS

JUNE 30, 2020

15. FUNCTIONAL EXPENSES - FOUNDATION

Fund raising expenditures are directly charged to the functional areas. Salaries and benefits for administrative staff are all charged to management and general.

Following is a summary of the Foundation's functional expenses for the years ended June 30:

	2020			
	Program Services	Management and General	Fund Raising	Totals
Operating expenses				
Salaries, wages and benefits	\$ -	\$ 378,291	\$ 4,476	\$ 382,767
Services and professional fees	-	65,737	2,281	68,018
Meals, travel and entertainment	-	9,802	10,267	20,069
Office expenses	-	20,137	7,314	27,451
Charitable annuity payments	-	6,627	-	6,627
Other expenses	-	2,193	(84)	2,109
Total	-	482,787	24,254	507,041
Distributions to Lake Superior State University	2,866,778	-	-	2,866,778
Totals	\$ 2,866,778	\$ 482,787	\$ 24,254	\$ 3,373,819
	2019			
	Program Services	Management and General	Fund Raising	Totals
Operating expenses				
Salaries, wages and benefits	\$ -	\$ 326,801	\$ 3,689	\$ 330,490
Services and professional fees	-	62,034	2,868	64,902
Meals, travel and entertainment	-	11,607	20,770	32,377
Office expenses	-	19,915	5,317	25,232
Charitable annuity payments	-	9,314	-	9,314
Other expenses	-	5,452	1,481	6,933
Total	-	435,123	34,125	469,248
Distributions to Lake Superior State University	2,151,918	-	-	2,151,918
Totals	\$ 2,151,918	\$ 435,123	\$ 34,125	\$ 2,621,166

LAKE SUPERIOR STATE UNIVERSITY

NOTES TO FINANCIAL STATEMENTS

JUNE 30, 2020

16. FOUNDATION ENDOWMENT

The Foundation's endowment consists of individual funds, all except one of which are donor restricted, that have been established for a variety of purposes. As required by U.S. generally accepted accounting principles, net assets associated with endowment funds are classified and reported based on the existence or absence of donor-imposed restrictions.

Interpretation of Relevant Law

The Foundation interprets the State of Michigan Prudent Management of Institutional Funds Act (SMPMIFA) as requiring the preservation of the fair value of the original gift as of the gift date of the donor-restricted endowment funds absent explicit donor stipulations to the contrary. As a result of this interpretation, the Foundation classifies as permanently restricted net assets (a) the original value of gifts donated to the permanent endowment, (b) the original value of subsequent gifts to the permanent endowment, and (c) accumulations to the permanent endowment made in accordance with the direction of the applicable donor gift instrument, if any, at the time the accumulation is added to the fund. The remaining portion of the donor-restricted endowment fund that is not classified in permanently restricted net assets is classified as temporarily restricted net assets until those amounts are appropriated for expenditure by the Foundation in a manner consistent with the standard of prudence prescribed by SMPMIFA.

In accordance with SMPMIFA, the Foundation considers the following factors in making a determination to appropriate or accumulate donor-restricted endowment funds:

1. The duration and preservation of the fund
2. The purposes of the Foundation and the donor-restricted endowment fund
3. General economic conditions
4. The possible effect of inflation and deflation
5. The expected total return from income and the appreciation (depreciation) of investments
6. Other resources of the Foundation
7. The investment policies of the Foundation

Following is a summary of the changes in the endowment net assets with donor restrictions for the years ended June 30:

	<u>2020</u>	<u>2019</u>
Endowment net assets, beginning of year	\$ 16,524,054	\$ 15,786,877
Investment return, net	349,517	931,564
Contributions	131,334	373,125
Appropriation of endowment assets for expenditure	(632,477)	(569,673)
Change in value	<u>(5,416)</u>	<u>2,161</u>
Endowment net assets, end of year	<u>\$ 16,367,012</u>	<u>\$ 16,524,054</u>

LAKE SUPERIOR STATE UNIVERSITY

NOTES TO FINANCIAL STATEMENTS

JUNE 30, 2020

Objectives and Risk Parameters

The Foundation has adopted investment policies for endowment assets that attempt to provide a predictable stream of funding to programs supported by the endowment while seeking to maintain the purchasing power of the endowment assets, which includes those assets of donor-restricted funds that must be held in perpetuity. Under this policy, the endowment assets are invested in a manner that is intended to produce results that meet or exceed the price and yield results of established indexes for differing investment classes while assuming a moderate level of investment risk. The Foundation expects its endowment funds, over time, will provide an average rate of return of 8.0% annually. Actual returns in any given year may vary from this range.

Strategies Employed for Achieving Objectives

To satisfy its long-term rate-of-return objectives, the Foundation relies on a total return strategy in which investment returns are achieved through both capital appreciation (realized and unrealized) and current yield (interest and dividends). The Foundation targets a diversified asset allocation that places a greater emphasis on equity-based investments to achieve long-term return objectives within prudent risk constraints.

Spending Policy and How the Investment Objectives Relate to Spending Policy

The Foundation has an annual spending policy of 4.5% of its endowment funds' average fair value over the prior 20 quarters through the calendar year-end preceding the fiscal year in which the distribution is planned. In establishing this policy, the Foundation considered the long-term expected return of its endowment. Accordingly, over the long-term, the Foundation expects its current spending policy to allow its endowment to grow at an average of 3.0% to 3.5% annually. This is consistent with the Foundation's objective to maintain the purchasing power of the endowment assets held in perpetuity or for a specified term as well as to provide additional real growth through new gifts and investment return.

Underwater Endowment Funds

From time to time, the fair value of assets associated with individual donor-restricted endowment funds may fall below the level that the donor requires the Foundation to retain as a fund of perpetual duration. These deficiencies resulted from unfavorable market fluctuations that occurred shortly after the investment of new contributions. There were no underwater endowment funds as of June 30, 2020 and 2019.

17. FOUNDATION LIQUIDITY AND AVAILABILITY

The Foundation has financial assets available within one year of the balance sheet date to meet cash needs for general expenditures as shown in the table below. None of the financial assets are subject to donor or other contractual restrictions that make them unavailable for general expenditure within one year of the balance sheet date. The Foundation has a policy to structure its financial assets to be available as its general expenditures, liabilities, and other obligations come due. Financial assets as of June 30 include the following:

LAKE SUPERIOR STATE UNIVERSITY

NOTES TO FINANCIAL STATEMENTS

JUNE 30, 2020

	2020	2019
Cash	\$ 821,470	\$ 809,053
Short-term investments	1,946,280	2,946,280
Other current assets	6,015	-
Current portion of unconditional promises to give, net	376,880	494,001
Total financial assets	3,150,645	4,249,334
Less amounts not available to be used within one year:		
Assets whose use is limited	2,085,430	3,156,706
Financial assets available to meet general expenditures over the next twelve months	\$ 1,065,215	\$ 1,092,628

18. OTHER CONTINGENCIES AND COMMITMENTS

Legal Matters

In the normal course of its activities, the University is a party to various legal and administrative actions. Although some actions have been brought for substantial amounts, the University has not experienced significant losses or costs. After taking into consideration legal counsel's evaluation of pending actions and information relative to potential future claims based on past events, University management is of the opinion that the outcome thereof will not have a material effect on the financial statements.

Union Contracts

The University has three groups of employees, two of which are covered under union collective bargaining agreements. The collective bargaining agreement covering the Support Personnel under the Michigan Education Association/National Education Association (MEA) was ratified effective October 13, 2017. The Faculty Association contract was ratified effective November 27, 2019. The employee groups covered and the expiration of the contracts are as follows:

Employee Group	Union Name	Contract Expired/Expires
Support Personnel	Michigan Education Association/ National Education Association	September 30, 2020
Faculty	Michigan Education Association/ National Education Association	August 31, 2022
Administrative and Professional	N/A	N/A

LAKE SUPERIOR STATE UNIVERSITY

NOTES TO FINANCIAL STATEMENTS

JUNE 30, 2020

State Building Authority

The University has lease agreements with the State Building Authority (SBA) and the State of Michigan for the Arts Classroom Building and the Crawford Hall Addition and Remodeling. The buildings were financed with SBA revenue bonds, State appropriations, and University general revenue bonds. The SBA bonding process and creation of the lease with the State of Michigan for the newly renovated R. W. Considine Hall was completed in fall 2017.

The SBA bond issues are collateralized by a pledge of rentals to be received from the State pursuant to the lease agreements between the SBA, the State, and the University. During the lease terms, the SBA will hold title to the facilities; the State will make all annual lease payments to the SBA; and the University will pay all operating and maintenance costs of the facilities.

At the expiration of the leases, the SBA has agreed to sell each facility to the University for one dollar. The cost and accumulated depreciation for these facilities is included in the accompanying statements of net position.

19. IMPACT OF COVID-19 AND CARES ACT

On March 13, 2020, the President of the United States of America issued a proclamation, "Declaring a National Emergency concerning the Novel Coronavirus Disease (COVID-19) Outbreak." On March 10, 2020, the governor of the State of Michigan issued executive order 2020-04 declaring a state of emergency due to COVID-19 and on March 23 issued a statewide stay-at-home order to fight the outbreak of COVID-19. Effective Monday, March 16, LSSU suspended face-to-face instruction for lecture and discussion classes and moved to online or remote instruction for the balance of spring semester 2020. Summer semester instruction was also online or remote. Effective March 18, many faculty and staff began working from home and then on March 23, all but essential workers moved to working from home. The following represent some of the impacts of COVID-19 on University operations and the financial statements.

CARES Act

The Coronavirus Aid, Relief and Economic Security (CARES) Act was passed by Congress and signed into law to provide economic relief from COVID-19. The University received the following grants under the CARES Act through the US Department of Education:

- \$801,132 Higher Education Emergency Relief Funding;
- \$801,131 Institutional Relief Funding; and
- \$ 78,587 Title III Strengthening the Institutions Relief Funding

The Higher Education Emergency Relief Funding provided funding to universities to use for emergency financial aid grants to students for expenses related to the disruption of campus operations due to the coronavirus. As of June 30, 2020, the University had awarded grants totaling \$527,500 to students. This is included in nonoperating CARES Act HEERF revenue on the statement of revenues, expenses, and changes in net position.

LAKE SUPERIOR STATE UNIVERSITY

NOTES TO FINANCIAL STATEMENTS

JUNE 30, 2020

The Higher Education Emergency Relief Funding and the Institutional Relief Funding are awarded under Section 18004(a)(1) of the CARES Act. There is a requirement that of the combined funds, at the end of the grant period, at least 50 percent must be used for emergency financial aid grants to students. The Institutional Relief Funding allows the University to cover costs associated with significant changes to the delivery of instruction due to the coronavirus. As of June 30, 2020, the University had expended \$282,471 and drawn down \$200,000 related to the Institutional Relief Funding and accordingly, recognized \$282,471 of revenue which is included in nonoperating CARES Act HEERF revenue on the statement of revenues, expenses, and changes in net position and recognized \$82,471 of accounts receivable.

The Title III Strengthening the Institutions Relief Funding allows a university to cover costs associated with significant changes to the delivery of instruction due to the coronavirus. Guidance issued by the US Department of Education specifically allow institutions to use this funding to cover the cost of technology associated with a transition to distance education, grants to cover the costs of attendance for eligible students, and faculty and staff trainings. Additionally, funds may be used to cover operational costs, such as lost revenue, reimbursements for prior expenses, and payroll. As a result, the University reimbursed itself for \$78,587 of lost revenue.

A provision of the CARES Act would allow the University to defer payment of the employer portion of Social Security taxes through December 31, 2020. The University would have been required to report this in accounts payable and accrued liabilities on the statement of net position and pay 50% of the total deferral by December 31, 2021 and the remainder by December 31, 2022. The University decided not to participate in this option.

State Appropriations - CARES Act Pass Through Funds

On July 22, 2020, the State of Michigan passed Senate Bill 373 which reduced the State appropriations funding for the University for the fiscal year ended June 30, 2020 by \$1,502,600. Accordingly, the accounts receivable, net on the statement of net position and the State appropriations nonoperating revenue on the statement of revenues, expenses, and changes in net position, have been reduced to reflect that subsequent reduction.

At that same time, the State allocated \$1,502,600 from the federal funding awarded to the State under the CARES Act to the University. Since that award was made after June 30, 2020, no revenue from that allocation can be reflected in the University's financial statements as of and for the fiscal year ended June 30, 2020. The federal pass through funding has the same restrictions as noted in the CARES Act for the funds awarded to the State. During the fiscal year ended June 30, 2021, the University will be able to recognize revenue from the pass-through funds equal to allowable expenditures incurred between March 1 and December 30, 2020.

Accounting Standards Delayed

The Governmental Accounting Standards Board (GASB) and the Financial Accounting Standards Board (FASB) each delayed the effective implementation dates of select accounting and financial reporting standards that would have been effective initially for the fiscal year ended June 30, 2020 for the University and Foundation. The University and Foundation elected to delay implementation of those standards.

LAKE SUPERIOR STATE UNIVERSITY

NOTES TO FINANCIAL STATEMENTS

JUNE 30, 2020

20. NATURAL CLASSIFICATION OF EXPENSES

Operating expenses by natural classification for the University are summarized as follows for the years ended June 30:

2020							
	Salaries, Wages and Benefits	Supplies and Equipment	Utilities	Scholarship Expenses	Depreciation	Other	Total
Instruction	\$ 11,278,306	\$ 1,057,663	\$ -	\$ -	\$ -	\$ -	\$ 12,335,969
Research	605,423	93,941	-	-	-	-	699,364
Public service	877,278	674,032	-	-	-	-	1,551,310
Academic support	2,251,325	639,983	-	-	-	-	2,891,308
Student services	1,820,548	410,822	-	-	-	-	2,231,370
Student aid	-	-	-	1,954,677	-	-	1,954,677
Institutional support	3,296,203	2,085,528	-	-	-	-	5,381,731
Operations and maintenance of plant	2,513,399	955,854	1,408,844	-	-	-	4,878,097
Auxiliary activities	4,608,899	3,974,838	756,334	-	-	-	9,340,071
Depreciation	-	-	-	-	4,669,904	-	4,669,904
Other	-	-	-	-	-	2,151,079	2,151,079
Total operating expenses	\$ 27,251,381	\$ 9,892,661	\$ 2,165,178	\$ 1,954,677	\$ 4,669,904	\$ 2,151,079	\$ 48,084,880

2019							
	Salaries, Wages and Benefits	Supplies and Equipment	Utilities	Scholarship Expenses	Depreciation	Other	Total
Instruction	\$ 11,452,112	\$ 1,344,472	\$ -	\$ -	\$ -	\$ -	\$ 12,796,584
Research	551,552	110,855	-	-	-	-	662,407
Public service	867,666	732,452	-	-	-	-	1,600,118
Academic support	2,474,116	751,417	-	-	-	-	3,225,533
Student services	1,973,174	482,619	-	-	-	-	2,455,793
Student aid	-	-	-	1,707,214	-	-	1,707,214
Institutional support	3,825,603	2,302,687	-	-	-	-	6,128,290
Operations and maintenance of plant	3,413,060	1,172,831	1,521,732	-	-	-	6,107,623
Auxiliary activities	4,818,500	4,463,871	984,211	-	-	-	10,266,582
Depreciation	-	-	-	-	3,562,581	-	3,562,581
Other	-	-	-	-	-	825,406	825,406
Total operating expenses	\$ 29,375,783	\$ 11,361,204	\$ 2,505,943	\$ 1,707,214	\$ 3,562,581	\$ 825,406	\$ 49,338,131

LAKE SUPERIOR STATE UNIVERSITY

NOTES TO FINANCIAL STATEMENTS

JUNE 30, 2020

21. ISSUED BUT NOT ADOPTED ACCOUNTING PRONOUNCEMENTS

The Governmental Accounting Standards Board (GASB) has issued the following Statements for future implementation.

GASB Statement No. 84, *Fiduciary Activities*, improves guidance regarding the identification of fiduciary activities for accounting and financial reporting purposes and how those activities should be reported. This Statement establishes criteria for identifying fiduciary activities of all state and local governments. The focus of the criteria generally is on (1) whether a government is controlling the assets of the fiduciary activity and (2) the beneficiaries with whom a fiduciary relationship exists. Separate criteria are included to identify fiduciary component units and postemployment benefit arrangements that are fiduciary activities. This standard will be effective for the University's year ending June 30, 2021. The University is evaluating the impact this Statement will have on its financial statements.

GASB Statement No. 87, *Leases*, will apply to all state and local governments and establish a single model for all lease accounting. The concept within this model is that a lease is a financing arrangement that permits the use on an underlying asset for a period of time. As such, a lessee would record a lease liability and an intangible right-of-use asset. A lessor would record a lease receivable and a deferred inflow of resources. An exception is granted for short-term leases, which are defined as "a lease that, at the beginning of the lease, has a maximum possible term under the contract of 12 months or less, including any options to extend, regardless of its probability of being exercised." The requirements of this standard will be effective for the University's fiscal year ending June 30, 2022.

GASB Statement No. 89, *Accounting for Interest Cost Incurred before the End of a Construction Period*, establishes accounting requirements for interest cost incurred before the end of a construction period. This Statement requires that interest cost incurred before the end of a construction period be recognized as an expense in the period in which the cost is incurred for financial statements prepared using the economic resources measurement focus. As a result, interest cost incurred before the end of a construction period will not be included in the historical cost of a capital asset reported in a business-type activity or enterprise fund. The requirements of this Statement are effective for reporting periods beginning after December 15, 2020, which will apply for the University's June 30, 2022 year-end. This statement will impact the University for construction projects subsequent to adoption.

GASB Statement No. 91, *Conduit Debt Obligations*, clarifies the existing definition of a conduit debt obligation and establishes that a conduit debt obligation is not a liability of the issuer. Additionally, this Statement establishes standards for accounting and financial reporting of additional commitments and voluntary commitments extended by issuers and arrangements associated with conduit debt obligations along with improving the required note disclosures for conduit debt obligations. The requirements of this statement are effective for reporting periods beginning after December 15, 2021, which will apply for the University's June 30, 2023 year-end. Earlier application is encouraged.

GASB Statement No. 94, *Public-Private and Public-Public Partnerships and Availability Payment Arrangements*, will supersede the current guidance for service concession arrangements

LAKE SUPERIOR STATE UNIVERSITY

NOTES TO FINANCIAL STATEMENTS

JUNE 30, 2020

and will interact with GASB Statement 87, *Leases*. The standard is intended to better address accounting and financial reporting for concession service arrangements and to cover arrangements not within the scope of current guidance. The requirements of this Statement are effective for fiscal years beginning after June 15, 2022, which will apply for the University's June 30, 2023 year-end.

GASB Statement No. 96, *Subscription-Based Information Technology Arrangements*, addresses the accounting for arrangements such as those that convey control of the right to use a vendor's IT assets, and commonly include provisions such as remote access to software applications or cloud data storage for a period of time in an exchange or exchange-like transaction. The requirements of this Statement are effective for fiscal years beginning after June 15, 2022, which will apply for the University's June 30, 2023 year-end. Earlier application is encouraged.

The Foundation's financial statements are affected by Accounting Standards Updates (ASU) issued by the Financial Accounting Standards Board (FASB).

ASU 2014-09, *Revenue from Contracts with Customers*, could affect not-for-profit organizations in some circumstances, but this is not expected to be significant to the Foundation's revenue recognition or its financial statement disclosures. The standard will be effective for the Foundation's fiscal year ending June 30, 2021.

ASU 2016-02, *Leases*, parallels GASB Statement No. 87, *Leases*, and is currently not expected to affect the Foundation. Under this standard, a lessee would differentiate whether a lease is a finance lease or an operating lease. A lessee would account for most existing capital/finance leases as financing leases (that is, recognizing amortization of the right-of-use (ROU) asset separately from interest on the lease liability.) Most existing operating leases will continue to be considered operating leases. Both types of leases will result in the lessee recognizing a ROU asset and a lease liability. When measuring lease liabilities, payments related to optional periods are only included if it is reasonably certain that the lessee will extend the lease (or not exercise an option to terminate the lease.) Purchase options are also evaluated against the "reasonably certain" criteria. If applicable, the standard would first become effective for the Foundation's fiscal year ending June 30, 2022.

ASU 2020-07, *Presentation and Disclosures by Non-for-Profit Entities for Contributed Nonfinancial Assets*, will require not-for-profit organizations to present contributed nonfinancial assets (CAN) as a separate line item in the statement of activities, apart from contributions of cash or other financial assets. It also will require a not-for-profit to disclose additional information about those contributions. The standard will first become effective for the Foundation's fiscal year ending June 30, 2022.

22. SUBSEQUENT EVENT

The University has returned to in person instruction with operational campus housing and dining services. Should COVID-19 events occur that result in the University suspending in person instruction and campus operations, the economic impact on the University would be material. Management has been reviewing budget options to minimize the financial impact should this occur.

LAKE SUPERIOR STATE UNIVERSITY

REQUIRED SUPPLEMENTARY INFORMATION

JUNE 30, 2020

Schedule of the University's Proportionate Share of the Net Pension Liability (amounts determined as of 9/30 of the fiscal year)

	<u>2020</u>	<u>2019</u>	<u>2018</u>	<u>2017</u>	<u>2016</u>	<u>2015</u>
University's proportionate share of the net pension liability						
As a percentage	2.99202%	2.98699%	3.03438%	3.04194%	3.13198%	2.89703%
As an amount	\$ 20,034,283	\$ 19,087,979	\$ 17,455,598	\$ 17,042,144	\$ 17,182,038	\$ 10,866,926
University's covered payroll	\$ 6,518,000	\$ 6,389,927	\$ 6,484,275	\$ 6,265,000	\$ 2,025,982	\$ 2,259,143
University's proportionate share of the net pension liability, as a percentage of the University's covered payroll	307.37%	298.72%	269.20%	272.02%	848.08%	481.02%
MPSERS fiduciary net position as a percentage of the total pension liability	44.24%	45.87%	47.42%	46.77%	47.45%	63.00%

LAKE SUPERIOR STATE UNIVERSITY
REQUIRED SUPPLEMENTARY INFORMATION

JUNE 30, 2020

Schedule of University's Pension Contributions (amounts determined as of 6/30 of the fiscal year)

	<u>2020</u>	<u>2019</u>	<u>2018</u>	<u>2017</u>	<u>2016</u>	<u>2015</u>
Statutorily required pension contribution	\$ 1,495,401	\$ 1,510,362	\$ 1,423,206	\$ 1,321,334	\$ 1,074,692	\$ 936,883
Pension contributions in relation to the actuarially determined contractually required contribution	<u>1,430,168</u>	<u>1,487,609</u>	<u>1,480,554</u>	<u>1,550,979</u>	<u>1,888,294</u>	<u>1,720,135</u>
Pension contribution excess	\$ (65,233)	\$ (22,753)	\$ 57,348	\$ 229,645	\$ 813,602	\$ 783,252
University's covered payroll	\$ 6,615,770	\$ 6,485,982	\$ 6,413,500	\$ 6,265,000	\$ 2,025,982	\$ 2,259,143
Pension contributions as a percentage of covered payroll	21.62%	22.94%	23.08%	24.76%	93.20%	76.14%

Notes to Required Pension Supplementary Information

There were no changes of benefit terms in 2020. The assumed discount rate was lowered from 7.05 percent to 6.80 percent, beginning with the September 30, 2019 actual valuation.

LAKE SUPERIOR STATE UNIVERSITY

REQUIRED SUPPLEMENTARY INFORMATION

JUNE 30, 2020

Schedule of the University's Proportionate Share of the Net OPEB Liability (amounts determined as of 9/30 of the fiscal year)

	<u>2020</u>	<u>2019</u>	<u>2018</u>
University's proportionate share of the net OPEB liability			
As a percentage	3.04502%	3.04790%	3.06216%
As an amount	\$ 2,794,718	\$ 3,616,044	\$ 4,357,498
University's covered payroll	\$ 6,518,000	\$ 6,389,927	\$ 6,484,275
University's proportionate share of the net OPEB liability, as a percentage of the University's covered payroll	42.88%	56.59%	67.20%
MPSERS fiduciary net position as a percentage of the total OPEB liability	61.07%	51.90%	44.11%

LAKE SUPERIOR STATE UNIVERSITY
REQUIRED SUPPLEMENTARY INFORMATION

JUNE 30, 2020

Schedule of University's OPEB Contributions (amounts determined as of 6/30 of the fiscal year)

	<u>2020</u>	<u>2019</u>	<u>2018</u>
Statutorily required OPEB contribution	\$ 395,202	\$ 395,574	\$ 509,244
OPEB contributions in relation to the actuarially determined contractually required contribution	<u>(576,071)</u>	<u>(180,673)</u>	<u>227,460</u>
OPEB contribution deficiency	\$ 971,273	\$ 576,247	\$ 281,784
University's covered payroll	\$ 6,615,770	\$ 6,485,982	\$ 6,413,500
OPEB contributions as a percentage of covered payroll	(8.71)%	(2.79)%	3.55%

Notes to Required OPEB Supplementary Information

There were no changes of benefit terms in 2020. The assumed discount rate was lowered from 7.15 percent to 6.95 percent, beginning with the September 30, 2019 actual valuation.