



Portfolio  
Performance  
Report  
**2019-20**



**LAKE SUPERIOR**  
STATE UNIVERSITY  
CHARTER SCHOOLS



## MESSAGE FROM DIRECTOR

Dear LSSU Charter School Family,

What a year! When I took the position as Charter School Director, I never anticipated a pandemic would hit and forever change our lives including our educational system. I've always believed that although times of challenge are difficult, they also present an opportunity to do things differently and grow. As an organization, we have learned to harness the power of technology to continue to do the job we love remotely. On a personal level, apparently it is true that you can teach an old dog new tricks since I have learned to maneuver a variety of online meeting platforms. Common happenings during online meetings include the sound of a dog barking, children making guest appearances, as well as the eminent question of "can you hear me" or "can you see my screen" being asked at some point. I watched a portion of the G-7 Summit where many of the great world leaders were on a Zoom meeting and guess what? They still struggled with the same issues we do from turning their microphones on or off and sharing their screens. These events help to lift all of our spirits and remind us that we are all human and in this together.

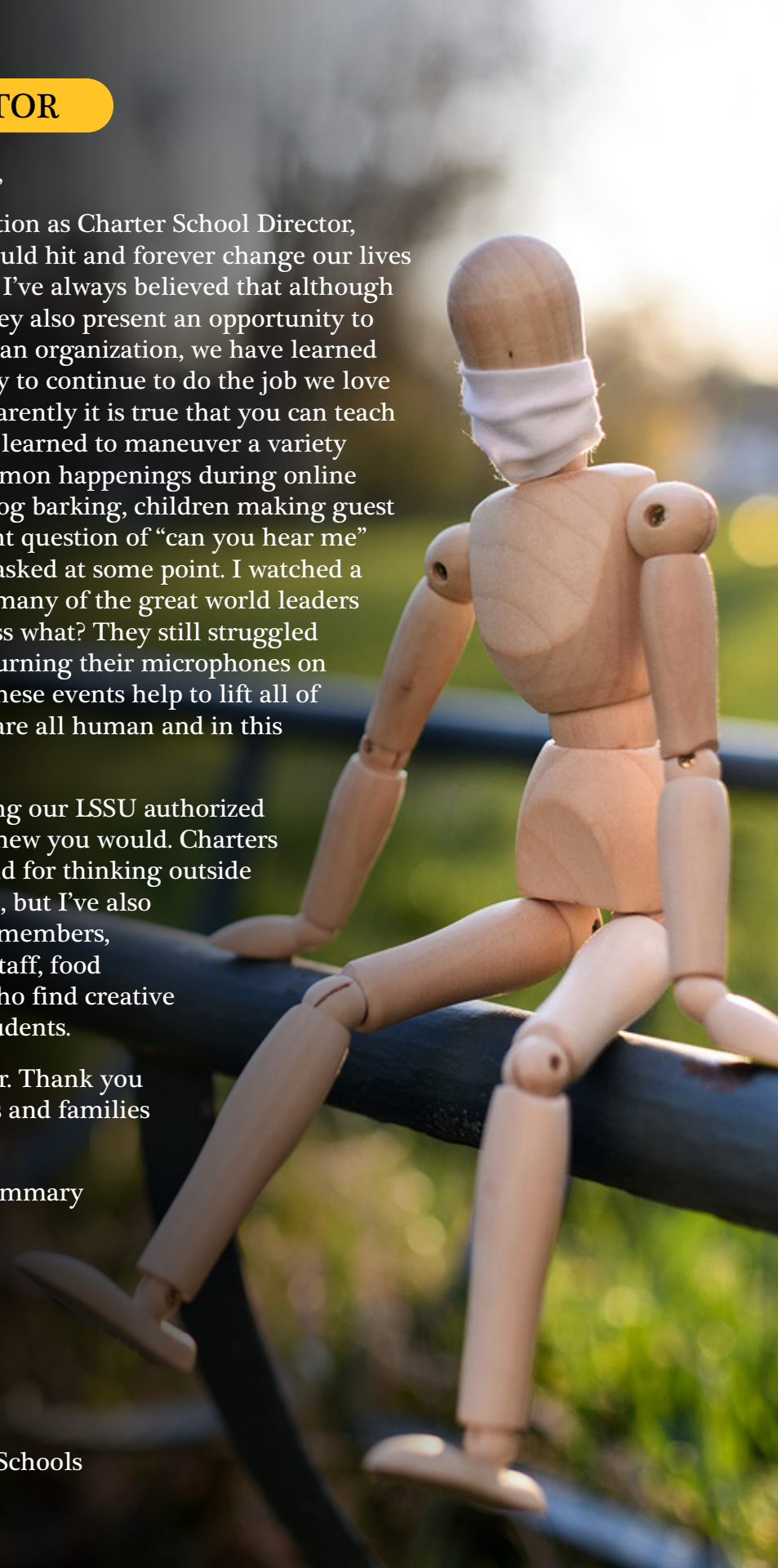
I have had the privilege of watching our LSSU authorized academies rise to the occasion. I knew you would. Charters are known for being innovative and for thinking outside of the box. Yes, there are struggles, but I've also witnessed the dedication of board members, administrators, teachers, support staff, food service workers, and bus drivers who find creative ways to meet the needs of their students.

We are proud to be your authorizer. Thank you for your dedication to the students and families in your community.

The Portfolio Report provides a summary of the academic, financial, governance, and compliance data for the portfolio of LSSU academies.

Sincerely,

**Chris Oshelski**  
Executive Director, LSSU Charter Schools



## PHILOSOPHY

We believe in authorizing through the lens of an educator, realizing students are more than academic performance or financial incentives. True authorizing takes into account the whole child, whole academy, and whole community while recognizing the importance of increased performance and sustainability.

## MISSION

We will ensure quality oversight and support to our charter academies resulting in students that are prepared for the next phase of their life whether it be college, the military, or entering the workforce.

## VISION

We envision an educational system that provides families with diverse educational opportunities that allow each child to flourish and find his/her place in the global community.

### **BOARD OF TRUSTEES**

Mr. Thomas Bailey, Chair

Mr. Richard Barch

Ms. Patricia Caruso

Mr. Timothy Lukenda, 1st Chair

Dr. Mark Mercer

Mr. Randy Pingatore

Ms. Sandi Frost-Steensma, 2nd Chair

### **LSSU PRESIDENT**

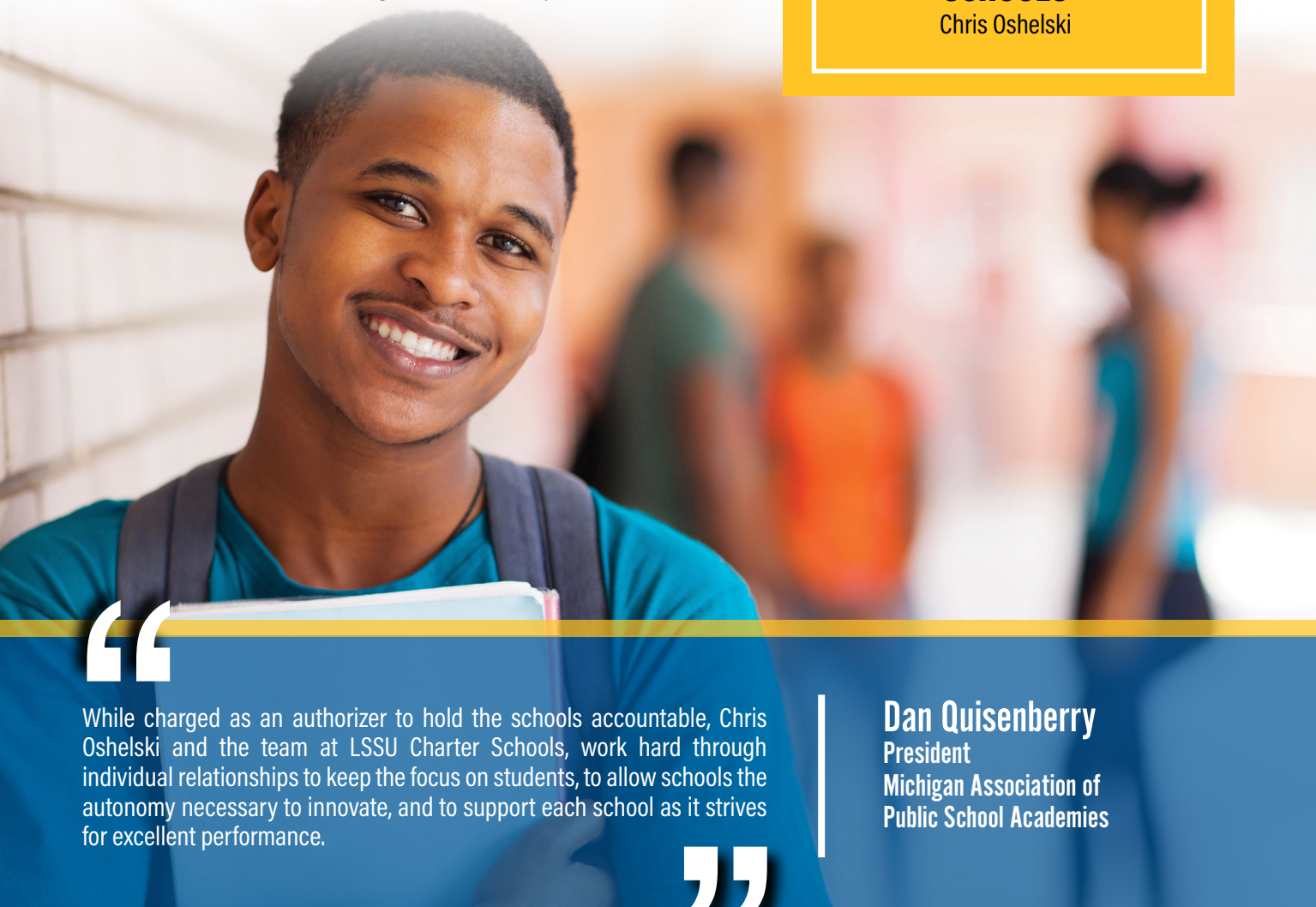
Dr. Rodney S. Hanley

### **LSSU PROVOST**

Dr. Lynn G. Gillette

### **DIRECTOR-CHARTER SCHOOLS**

Chris Oshelski



“

While charged as an authorizer to hold the schools accountable, Chris Oshelski and the team at LSSU Charter Schools, work hard through individual relationships to keep the focus on students, to allow schools the autonomy necessary to innovate, and to support each school as it strives for excellent performance.

”

**Dan Quisenberry**  
President  
Michigan Association of  
Public School Academies

# our story



“

Lake Superior State University is honored to authorize twenty one academies throughout Michigan serving over 9,000 students. We strive to provide support to our academies so that they can offer the best quality education to the students they serve while ensuring each academy meets federal, state, and authorizer requirements.

”

**Chris Oshelski**  
Director  
LSSU Charter Schools





## REAUTHORIZATION

American International Academy  
Bay City Academy  
DeTour Arts & Technology Academy  
ICademy  
Macomb Montessori Academy  
Momentum Academy  
Sarah J. Webber Academy  
Tipton Academy  
Widening Advancements for Youth - Flint

## REAUTHORIZATION

Regent Park Scholars

2014

## AUTHORIZED

Innocademy Allegan Academy

2016

## REAUTHORIZATION

Advanced Technology Academy  
Charlton Heston Academy  
Concord Academy Boyne  
Widening Advancements  
for Youth - Detroit  
Work Skills Corporation  
**Non-Renewal**  
Grand Rapids Ellington Academy

2017

2018

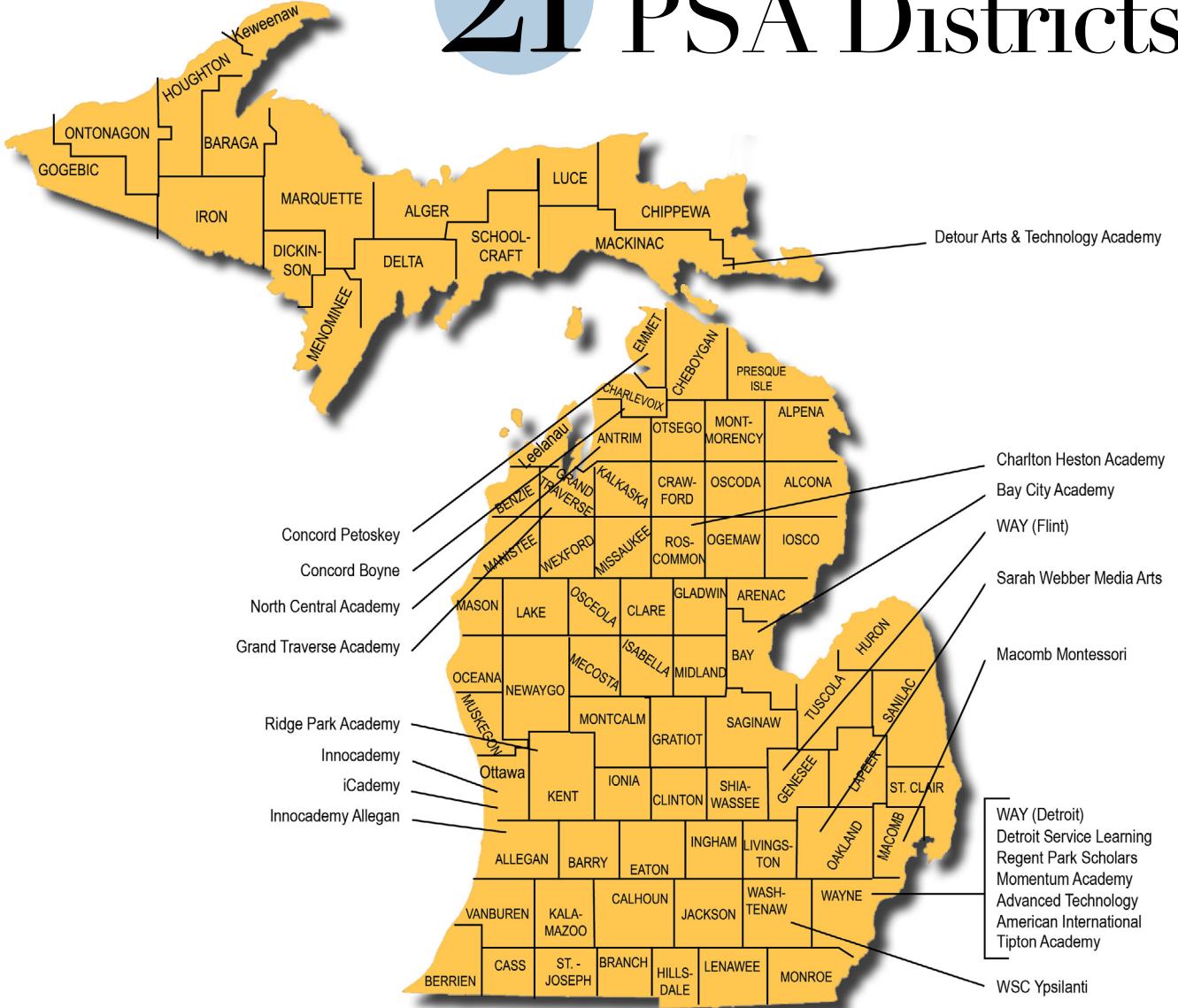
2019

## REAUTHORIZATION

Innocademy Allegan Academy



# 21 PSA Districts



“

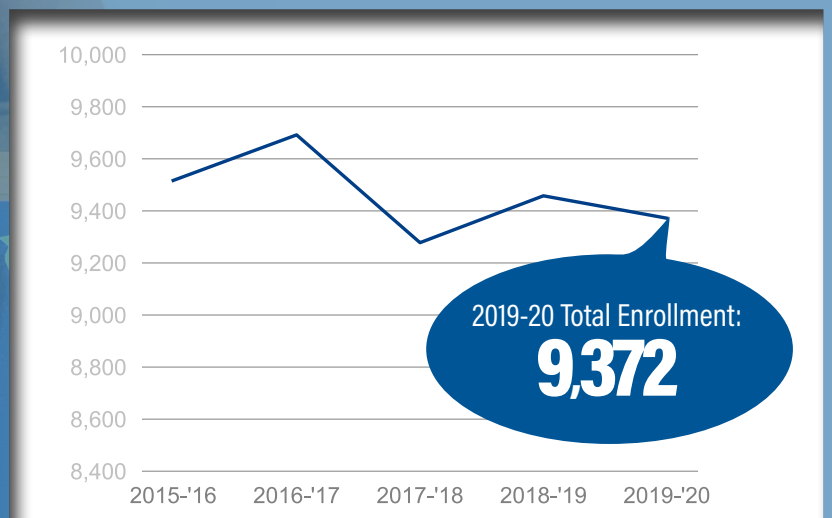
We firmly believe that kids are far more than test scores and that the health of the community as well as trauma impacts education. LSSU CSO provides training on Adverse Childhood Experiences as well as includes County Health Rankings in our annual academy reports. A holistic analysis of academies is at the cornerstone of our authorizing philosophy.

”

**Julie Hopper**  
Academic Assessment Specialist  
LSSU Charter Schools



## ENROLLMENT



“

“LSSU’s charter schools provide a unique educational opportunity for all students to prosper and prepares them to achieve their goals while serving as a pathway to a successful future.”

**Dr. Rodney S. Hanley**  
President  
LSSU Charter Schools

”



“

Education should not be a one size fits all system. All children deserve a quality education that best meets their unique needs. Families of Michigan benefit from educational options and the opportunity to choose the educational institution that will best serve them. LSSU CSO is proud to offer families an excellent educational option and upholds its academies to meet federal, state, and stringent authorizer requirements.

”

**Dr. Lynn G. Gillette**  
LSSU Provost





## STUDENT OPPORTUNITIES

### JR. LAKER SCHOLARSHIP

LSSU CSO offers a scholarship to students who graduate from an academy authorized by LSSU who have a minimum cumulative grade point average of 2.5. The scholarship has a potential value of up to \$8,000. (\$2,000 per year or \$1,000 per semester)

### S.T.E.A.M. CAMP

LSSU CSO coordinates a variety of science, technology, engineering, arts, and music camp opportunities. These camps are dedicated to providing unique and potentially life changing experiences for LSSU charter school students.

### SUMMER CAMPS

LSSU CSO, in conjunction with Superior Adventures, coordinates both financially and logistically summer camp experiences for charter school students. Due to the COVID-19 pandemic, we were unable to offer this experience during the 2019-20 school year but look forward to making these student opportunities once again available in the future.

### EARLY COLLEGE

The Eastern Upper Peninsula Early College Program is a partnership between LSSU and local school districts of the Eastern Upper Peninsula Intermediate School District. The five year high school program allows a student to earn a high school diploma and college credits leading up to an Associate's degree from LSSU or a Michigan Early/Middle College Association Technical Certificate.

### HOLIDAY CARD CONTEST

LSSU sponsors an annual holiday card contest that features the art work of charter school students. Winners receive a Swag Bag filled with Laker goodies.

### DUAL ENROLLMENT

LSSU offers dual and concurrent enrollment opportunities for high school students to earn university credits while still in high school. Students are able to get a jump start on earning their college degree.

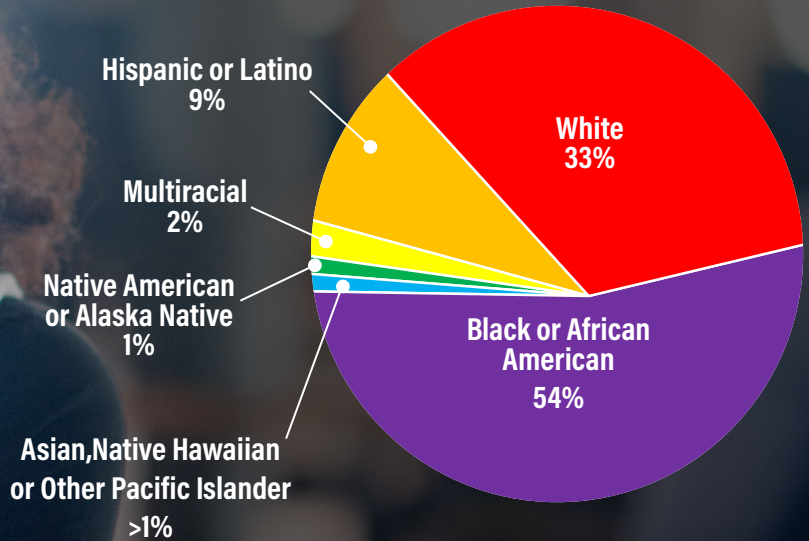


While still in high school, I was able to take advantage of the Early Middle College Program which is a partnership between LSSU and the constituent school districts of the Eastern Upper Peninsula Intermediate School District. This five year high school program allowed me to simultaneously earn a high school diploma and college credits leading up to an associate's degree from LSSU.



**Sierra Burton**  
DeTour Arts and Technology Academy  
Class of 2020

# our students



**80%** QUALIFY FREE OR REDUCED LUNCH

**11%** SPECIAL EDUCATION

**6%** LIMITED ENGLISH PROFICIENCY

At LSSU Charter Schools, we strive to meet the unique needs of all learners served by our public school academies. We champion a whole child approach and provide training on both academic and other pertinent topics such as Adverse Childhood Experiences and Nonviolent Crisis Intervention to equip academies with the necessary skills to meet the needs of all students.

**Brooke Maciag**  
School Support Specialist  
LSSU Charter Schools



PERFORMANCE

39\*

Median NWEA  
Student Conditional  
Growth Percentile

NA\*\*

Advanced/Proficient  
on M-STEP  
(ELA & Mathematics)

NA\*\*

Median PSAT 8, 9, 10  
(Cohort students)

NA\*\*

Median SAT  
(Cohort students)

30%\*

Met NWEA  
Achievement  
Target  
(Cohort students)

63%

Graduation  
Rate

45%\*

Met NWEA Growth  
(All Students)

\*NWEA data is based solely on the fall and winter assessments since the spring administration was cancelled due to the COVID-19 pandemic.

\*\*Due to the COVID-19 pandemic, students did not take the spring state assessment (M-STEP, PSAT/SAT)

# COHORT VS NON-COHORT

## Cohort Students:

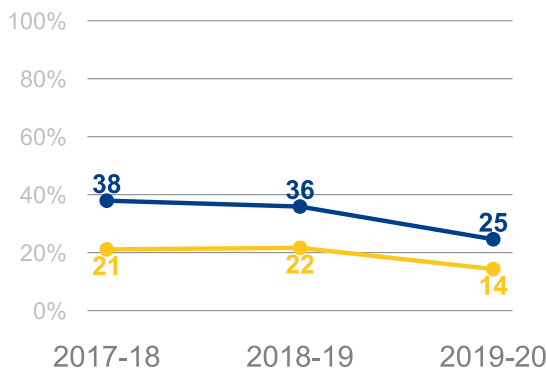
Students who have been continuously enrolled for 3 or more years

## Non-Cohort Students:

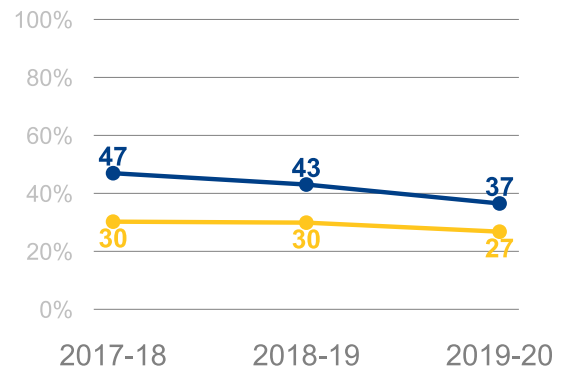
Students who have been enrolled for less than 3 years

### NWEA: Cohort vs. Non-Cohort Students

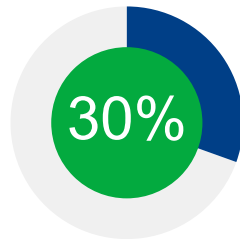
#### % Meeting Mathematics Targets



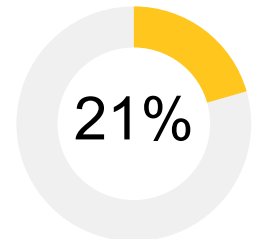
#### % Meeting Reading Targets



Percent of cohort students meeting both mathematics and reading targets:



Percent of non-cohort students meeting both mathematics and reading targets:



**Cohort students will achieve a greater median scale score than non-cohort students.**

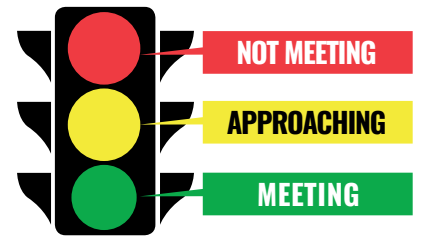
#### NWEA Mathematics

Grade	Cohort	Non-Cohort
2	182	176
3	190	185
4	203	198
5	208	204.5
6	212	209
7	219	213
8	221	217

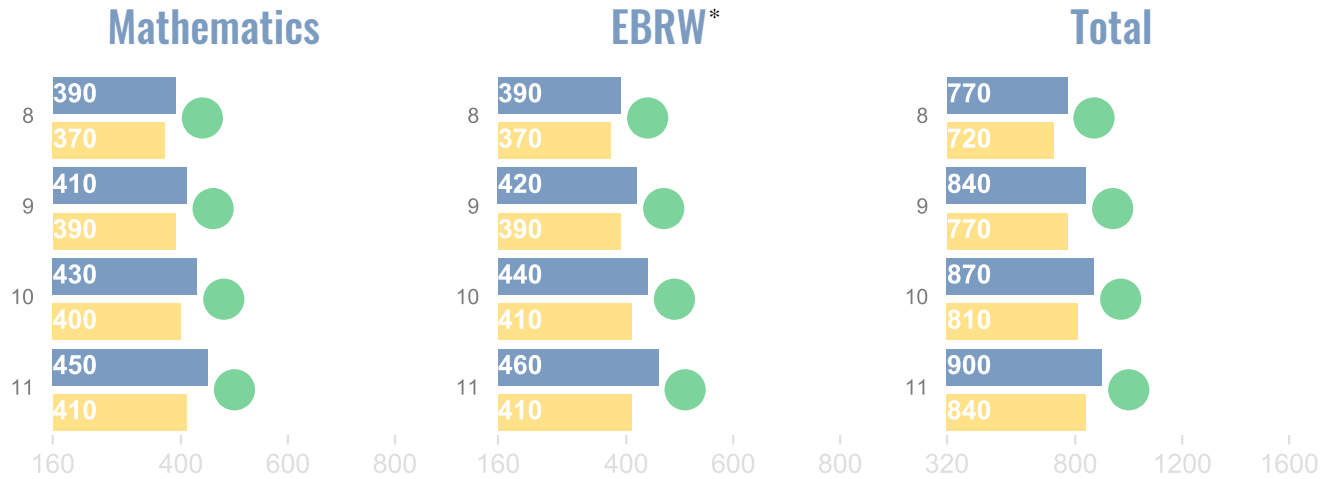
#### NWEA Reading

Grade	Cohort	Non-Cohort
2	179	173
3	187	182
4	200	199
5	206.5	203
6	211	210
7	216	212
8	220	217





PSAT & SAT: Cohort vs. Non-Cohort Students

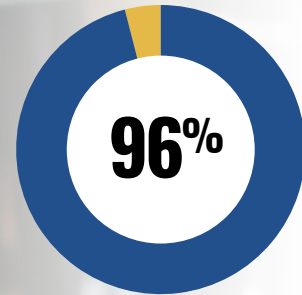


Due to the COVID-19 pandemic, the PSAT/SAT were not administered in 2019-20

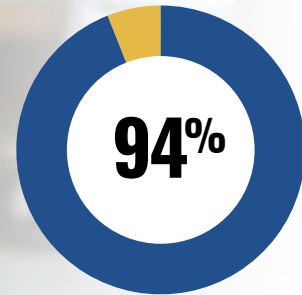
\*Evidenced Based Reading and Writing



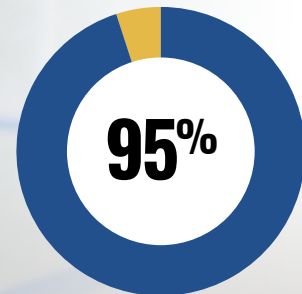
## COMPLIANCE & FINANCE



Board Tasks



Academy Tasks



Overall Compliance

## FINANCE

**16%**

Average Fund Balance

**\$8,111**

Foundation Per Pupil

**\$10,237**

Average Revenues Per Pupil

**\$9,755**

Average Expenditures Per Pupil





# DASH BOARD



LAKE SUPERIOR  
STATE UNIVERSITY  
CHARTER SCHOOLS





## ADVANCED TECHNOLOGY ACADEMY

4801 Oakman Blvd. Dearborn, MI 48126		WEBSITE: www.atafordpas.org	GRADES: K-12	YEAR OPENED: 2000	ENROLLMENT: 1268
M-STEP Proficiency <b>n/a</b>	NWEA SCGP <b>42</b>	NWEA Achievement <b>17%</b>	Median SAT <b>n/a</b>	Health Factor <b>83</b>	Health Outcome <b>83</b>
State Aid Membership <b>1230</b>	Fund Balance % <b>14%</b>	Board Meetings <b>9</b>	Board Attendance <b>98%</b>	Epicenter Academy <b>98%</b>	Epicenter Board <b>100%</b>

## AMERICAN INTERNATIONAL ACADEMY

300 S. Henry Ruff Rd. Westland, MI 48186		WEBSITE: www.americanintlacademy.com	GRADES: K-12	YEAR OPENED: 2011	ENROLLMENT: 739
M-STEP Proficiency <b>n/a</b>	NWEA SCGP <b>15</b>	NWEA Achievement <b>5%</b>	Median SAT <b>n/a</b>	Health Factor <b>83</b>	Health Outcome <b>83</b>
State Aid Membership <b>673</b>	Fund Balance % <b>12%</b>	Board Meetings <b>10</b>	Board Attendance <b>96%</b>	Epicenter Academy <b>87%</b>	Epicenter Board <b>80%</b>

## BAY CITY ACADEMY

301 N. Farragut St. Bay City, MI 48708		WEBSITE: www.baycityacademy.com	GRADES: K-12	YEAR OPENED: 2011	ENROLLMENT: 386
M-STEP Proficiency <b>n/a</b>	NWEA SCGP <b>44</b>	NWEA Achievement <b>38%</b>	Median SAT <b>n/a</b>	Health Factor <b>55</b>	Health Outcome <b>36</b>
State Aid Membership <b>391</b>	Fund Balance % <b>-23%</b>	Board Meetings <b>9</b>	Board Attendance <b>71%</b>	Epicenter Academy <b>97%</b>	Epicenter Board <b>100%</b>

## NORTH CENTRAL ACADEMY\*


5055 Corey Road Mancelona, MI 49659		WEBSITE: northcentralacademy.net	GRADES: K-12	YEAR OPENED: 2012	ENROLLMENT: n/a
M-STEP Proficiency <b>n/a</b>	NWEA SCGP <b>40</b>	NWEA Achievement <b>17%</b>	Median SAT <b>n/a</b>	Health Factor <b>27</b>	Health Outcome <b>16</b>
State Aid Membership <b>n/a</b>	Fund Balance % <b>n/a</b>	Board Meetings <b>n/a</b>	Board Attendance <b>n/a</b>	Epicenter Academy <b>n/a</b>	Epicenter Board <b>n/a</b>

\*2nd site of Bay City Academy

## CHARLTON HESTON ACADEMY

1350 N St. Helen Rd. St. Helen, MI 48656		WEBSITE: www.charltonhestonacademy.com	GRADES: K-12	YEAR OPENED: 2012	ENROLLMENT: 697
M-STEP Proficiency <b>n/a</b>	NWEA SCGP <b>41</b>	NWEA Achievement <b>39%</b>	Median SAT <b>n/a</b>	Health Factor <b>76</b>	Health Outcome <b>76</b>
State Aid Membership <b>700</b>	Fund Balance % <b>9%</b>	Board Meetings <b>10</b>	Board Attendance <b>95%</b>	Epicenter Academy <b>76%</b>	Epicenter Board <b>84%</b>





### CONCORD ACADEMY - BOYNE

401 East Dietz Rd. Boyne City, MI 49712		WEBSITE:	GRADES:	YEAR OPENED:	ENROLLMENT:
		www.concordboyne.com	K-12	2000	154
M-STEP Proficiency <b>n/a</b>	NWEA SCGP <b>46</b>	NWEA Achievement <b>49%</b>	Median SAT <b>n/a</b>	Health Factor <b>11</b>	Health Outcome <b>10</b>
State Aid Membership <b>153</b>	Fund Balance % <b>49%</b>	Board Meetings <b>10</b>	Board Attendance <b>98%</b>	Epicenter Academy <b>100%</b>	Epicenter Board <b>99%</b>

### CONCORD ACADEMY - PETOSKEY

2468 Atkins Rd. Petoskey, MI 49770		WEBSITE:	GRADES:	YEAR OPENED:	ENROLLMENT:
		www.concordpetoskey.com	K-12	2000	178
M-STEP Proficiency <b>n/a</b>	NWEA SCGP <b>58</b>	NWEA Achievement <b>46%</b>	Median SAT <b>n/a</b>	Health Factor <b>7</b>	Health Outcome <b>15</b>
State Aid Membership <b>179</b>	Fund Balance % <b>61%</b>	Board Meetings <b>9</b>	Board Attendance <b>93%</b>	Epicenter Academy <b>99%</b>	Epicenter Board <b>100%</b>

### DETOUR ARTS AND TECHNOLOGY ACADEMY

202 Division St. DeTour, MI 49725		WEBSITE:	GRADES:	YEAR OPENED:	ENROLLMENT:
		detourata.eupschools.org	K-12	2013	88
M-STEP Proficiency <b>n/a</b>	NWEA SCGP <b>68</b>	NWEA Achievement <b>32%</b>	Median SAT <b>n/a</b>	Health Factor <b>31</b>	Health Outcome <b>80</b>
State Aid Membership <b>88</b>	Fund Balance % <b>10%</b>	Board Meetings <b>10</b>	Board Attendance <b>82%</b>	Epicenter Academy <b>94%</b>	Epicenter Board <b>99%</b>


### DETROIT SERVICE LEARNING ACADEMY

21605 W Seven Mile Rd. Detroit, MI 48219		WEBSITE:	GRADES:	YEAR OPENED:	ENROLLMENT:
		www.detroitsla.org	K-8	1999	1366
M-STEP Proficiency <b>n/a</b>	NWEA SCGP <b>33</b>	NWEA Achievement <b>11%</b>	Median SAT <b>n/a</b>	Health Factor <b>83</b>	Health Outcome <b>83</b>
State Aid Membership <b>1366</b>	Fund Balance % <b>21%</b>	Board Meetings <b>12</b>	Board Attendance <b>85%</b>	Epicenter Academy <b>92%</b>	Epicenter Board <b>91%</b>

### REDFORD SERVICE LEARNING ACADEMY\*

25940 Grand River Avenue Redford, MI 48239		WEBSITE:	GRADES:	YEAR OPENED:	ENROLLMENT:
		www.redfordsla.org/	K-8	2014	n/a
M-STEP Proficiency <b>n/a</b>	NWEA SCGP <b>32</b>	NWEA Achievement <b>14%</b>	Median SAT <b>n/a</b>	Health Factor <b>83</b>	Health Outcome <b>83</b>
State Aid Membership <b>n/a</b>	Fund Balance % <b>n/a</b>	Board Meetings <b>n/a</b>	Board Attendance <b>n/a</b>	Epicenter Academy <b>n/a</b>	Epicenter Board <b>n/a</b>

\*2nd site of Detroit Service Learning Academy



## GRAND TRAVERSE ACADEMY

1245 E Hammond Rd. Traverse City, MI 49686		WEBSITE:	GRADES:	YEAR OPENED:	ENROLLMENT:
		www.mygta.us	K-12	1999	874
M-STEP Proficiency	NWEA SCGP	NWEA Achievement	Median SAT	Health Factor	Health Outcome
<b>n/a</b>	<b>47</b>	<b>55%</b>	<b>n/a</b>	<b>8</b>	<b>7</b>
State Aid Membership	Fund Balance %	Board Meetings	Board Attendance	Epicenter Academy	Epicenter Board
<b>844</b>	<b>14%</b>	<b>11</b>	<b>91%</b>	<b>99%</b>	<b>100%</b>

## ICADEMY GLOBAL

8485 Homestead Zeeland, MI 49464		WEBSITE:	GRADES:	YEAR OPENED:	ENROLLMENT:
		www.icademyglobal.org	K-12	2014	253
M-STEP Proficiency	NWEA SCGP	NWEA Achievement	Median SAT	Health Factor	Health Outcome
<b>n/a</b>	<b>40</b>	<b>59%</b>	<b>n/a</b>	<b>5</b>	<b>2</b>
State Aid Membership	Fund Balance %	Board Meetings	Board Attendance	Epicenter Academy	Epicenter Board
<b>253</b>	<b>38%</b>	<b>11</b>	<b>87%</b>	<b>94%</b>	<b>99%</b>

## INNOCADEMY

8485 Homestead Zeeland, MI 49464		WEBSITE:	GRADES:	YEAR OPENED:	ENROLLMENT:
		www.innocademy.com	K-8	2012	324
M-STEP Proficiency	NWEA SCGP	NWEA Achievement	Median SAT	Health Factor	Health Outcome
<b>n/a</b>	<b>33</b>	<b>49%</b>	<b>n/a</b>	<b>5</b>	<b>2</b>
State Aid Membership	Fund Balance %	Board Meetings	Board Attendance	Epicenter Academy	Epicenter Board
<b>324</b>	<b>22%</b>	<b>11</b>	<b>93%</b>	<b>93%</b>	<b>99%</b>


## INNOCADEMY ALLEGAN CAMPUS

2611 56th St. Fennville, MI 49408		WEBSITE:	GRADES:	YEAR OPENED:	ENROLLMENT:
		allegan.innocademy.com	K-8	2013	105
M-STEP Proficiency	NWEA SCGP	NWEA Achievement	Median SAT	Health Factor	Health Outcome
<b>n/a</b>	<b>24</b>	<b>14%</b>	<b>n/a</b>	<b>14</b>	<b>17</b>
State Aid Membership	Fund Balance %	Board Meetings	Board Attendance	Epicenter Academy	Epicenter Board
<b>100</b>	<b>14%</b>	<b>11</b>	<b>87%</b>	<b>93%</b>	<b>99%</b>

## MACOMB MONTESSORI ACADEMY

14057 East 9 Mile Warren, MI 48089		WEBSITE:	GRADES:	YEAR OPENED:	ENROLLMENT:
		www.macombmontessoriacademy.com	Pre-6	2012	232
M-STEP Proficiency	NWEA SCGP	NWEA Achievement	Median SAT	Health Factor	Health Outcome
<b>n/a</b>	<b>52</b>	<b>21%</b>	<b>n/a</b>	<b>42</b>	<b>56</b>
State Aid Membership	Fund Balance %	Board Meetings	Board Attendance	Epicenter Academy	Epicenter Board
<b>224</b>	<b>12%</b>	<b>8</b>	<b>88%</b>	<b>99%</b>	<b>99%</b>





### MOMENTUM ACADEMY

WEBSITE:		GRADES:	YEAR OPENED:	ENROLLMENT:	
60 S Lynn Ave. Waterford, MI 48328		www.momentumacademy.org	K-6	2013	220
M-STEP Proficiency <b>n/a</b>	NWEA SCGP <b>37</b>	NWEA Achievement <b>&lt;10 students</b>	Median SAT <b>n/a</b>	Health Factor <b>83</b>	Health Outcome <b>83</b>
State Aid Membership <b>227</b>	Fund Balance % <b>4%</b>	Board Meetings <b>8</b>	Board Attendance <b>68%</b>	Epicenter Academy <b>95%</b>	Epicenter Board <b>92%</b>

### REGENT PARK SCHOLARS CHARTER ACADEMY

WEBSITE:		GRADES:	YEAR OPENED:	ENROLLMENT:	
15865 E Seven Mile Rd. Detroit, MI 48025		www.nhaschools.com	K-8	2011	734
M-STEP Proficiency <b>n/a</b>	NWEA SCGP <b>39</b>	NWEA Achievement <b>21%</b>	Median SAT <b>n/a</b>	Health Factor <b>83</b>	Health Outcome <b>83</b>
State Aid Membership <b>710</b>	Fund Balance % <b>0%</b>	Board Meetings <b>11</b>	Board Attendance <b>92%</b>	Epicenter Academy <b>97%</b>	Epicenter Board <b>99%</b>

### RIDGE PARK CHARTER ACADEMY

WEBSITE:		GRADES:	YEAR OPENED:	ENROLLMENT:	
4120 Camelot Ridge Dr. SE Kentwood, MI 49546		www.nhaschools.com	K-8	1998	564
M-STEP Proficiency <b>n/a</b>	NWEA SCGP <b>35</b>	NWEA Achievement <b>&lt;5%</b>	Median SAT <b>n/a</b>	Health Factor <b>13</b>	Health Outcome <b>12</b>
State Aid Membership <b>547</b>	Fund Balance % <b>0%</b>	Board Meetings <b>8</b>	Board Attendance <b>71%</b>	Epicenter Academy <b>98%</b>	Epicenter Board <b>100%</b>

### SARAH J. WEBBER ACADEMY

WEBSITE:		GRADES:	YEAR OPENED:	ENROLLMENT:	
48980 Woodward Ave. Pontiac, MI 48342		https://www.ocamt.academy/	K-8	2013	238
M-STEP Proficiency <b>n/a</b>	NWEA SCGP <b>n/a</b>	NWEA Achievement <b>n/a</b>	Median SAT <b>n/a</b>	Health Factor <b>n/a</b>	Health Outcome <b>n/a</b>
State Aid Membership <b>225</b>	Fund Balance % <b>14%</b>	Board Meetings <b>10</b>	Board Attendance <b>82%</b>	Epicenter Academy <b>78%</b>	Epicenter Board <b>84%</b>

### TIPTON ACADEMY

WEBSITE:		GRADES:	YEAR OPENED:	ENROLLMENT:	
1615 Belton Garden City, MI 48135		www.tipton-academy.org	K-8	2012	479
M-STEP Proficiency <b>n/a</b>	NWEA SCGP <b>46</b>	NWEA Achievement <b>38%</b>	Median SAT <b>n/a</b>	Health Factor <b>83</b>	Health Outcome <b>83</b>
State Aid Membership <b>479</b>	Fund Balance % <b>39%</b>	Board Meetings <b>9</b>	Board Attendance <b>78%</b>	Epicenter Academy <b>97%</b>	Epicenter Board <b>100%</b>



## WAY ACADEMY FLINT

817 East Kearsley St. Flint, MI 48503		WEBSITE:	GRADES:	YEAR OPENED:	ENROLLMENT:
		www.wayacademyflint.net	7-12	2013	93
M-STEP Proficiency	NWEA SCGP	NWEA Achievement	Median SAT	Health Factor	Health Outcome
<b>n/a</b>	<b>n/a</b>	<b>n/a</b>	<b>n/a</b>	<b>79</b>	<b>81</b>
State Aid Membership	Fund Balance %	Board Meetings	Board Attendance	Epicenter Academy	Epicenter Board
<b>84</b>	<b>2%</b>	<b>10</b>	<b>84%</b>	<b>98%</b>	<b>100%</b>

## WAY ACADEMY SOUTHWEST

8701 W. Vernor Detroit, MI 48209		WEBSITE:	GRADES:	YEAR OPENED:	ENROLLMENT:
		www.wayacademy.net	6-12	2012	310
M-STEP Proficiency	NWEA SCGP	NWEA Achievement	Median SAT	Health Factor	Health Outcome
<b>n/a</b>	<b>n/a</b>	<b>n/a</b>	<b>n/a</b>	<b>83</b>	<b>83</b>
State Aid Membership	Fund Balance %	Board Meetings	Board Attendance	Epicenter Academy	Epicenter Board
<b>264</b>	<b>11%</b>	<b>13</b>	<b>82%</b>	<b>96%</b>	<b>100%</b>

## WAY ACADEMY WEST \*

19321 W. Chicago Detroit, MI 48228		WEBSITE:	GRADES:	YEAR OPENED:	ENROLLMENT:
		www.wayacademy.net	6-12	2012	n/a
M-STEP Proficiency	NWEA SCGP	NWEA Achievement	Median SAT	Health Factor	Health Outcome
<b>n/a</b>	<b>n/a</b>	<b>n/a</b>	<b>n/a</b>	<b>83</b>	<b>83</b>
State Aid Membership	Fund Balance %	Board Meetings	Board Attendance	Epicenter Academy	Epicenter Board
<b>n/a</b>	<b>n/a</b>	<b>n/a</b>	<b>n/a</b>	<b>n/a</b>	<b>n/a</b>

\*2nd site of WAY Academy Detroit Southwest

## WSC ACADEMY YPSILANTI

855 Jefferson St. Ypsilanti, MI 48197		WEBSITE:	GRADES:	YEAR OPENED:	ENROLLMENT:
		www.wskills.com	9-12	2012	70
M-STEP Proficiency	NWEA SCGP	NWEA Achievement	Median SAT	Health Factor	Health Outcome
<b>n/a</b>	<b>n/a</b>	<b>n/a</b>	<b>n/a</b>	<b>1</b>	<b>5</b>
State Aid Membership	Fund Balance %	Board Meetings	Board Attendance	Epicenter Academy	Epicenter Board
<b>58</b>	<b>21%</b>	<b>8</b>	<b>84%</b>	<b>98%</b>	<b>100%</b>



\*\*Due to the COVID-19 pandemic, students did not take the spring state assessment (M-STEP, PSAT/SAT)





## Field Representatives

### John Chandler

Southwest Michigan  
 jchandler@lssu.edu  
 231-299-4579

### Garnet Green

Southeast Michigan  
 gggreen3@lssu.edu  
 248-961-4601

### Keith Krahnke

Northern Michigan  
 kkrahnke1@lssu.edu  
 906-647-3800

### Melissa Weisberger

Southeast Michigan  
 mweisberger@lssu.edu  
 248-563-7641

## On Campus

### Chris Oshelski

Executive Director  
 coshelski@lssu.edu  
 906-635-2121

### Jenny Peterman

Administrative Assistant  
 jpeterman@lssu.edu  
 906-635-2121

### Rebecca Clawson

Finance Specialist  
 rclawson@lssu.edu  
 906-635-2279

### Sierra Burton

Student Worker  
 sburton2@lssu.edu  
 906-635-2121

### Julie Hopper

Academic Assessment Specialist  
 jhopper@lssu.edu  
 906-635-2118

### Brooke Maciag

School Support Specialist  
 bmaciag@lssu.edu  
 906-635-2724

## Enrichment

### Elizabeth Christiansen

Great Lakes Education and  
 Outreach Specialist  
 echristiansen@lssu.edu  
 906-635-2757

### Molly Mande

Concurrent Enrollment/Early College  
 mmande@lssu.edu  
 906-635-2189







# LAKE SUPERIOR STATE UNIVERSITY CHARTER SCHOOLS





# Portfolio Performance Report 2019-20



**LAKE SUPERIOR**  
STATE UNIVERSITY  
**CHARTER SCHOOLS**

**JULIE HOPPER**

Academic Assessment Specialist

Lake Superior State University Charter Schools Office

[jhopper@lssu.edu](mailto:jhopper@lssu.edu)

906-635-2118

[ExceLanceData.com](http://ExceLanceData.com)



[lynngraphics.net](http://lynngraphics.net)