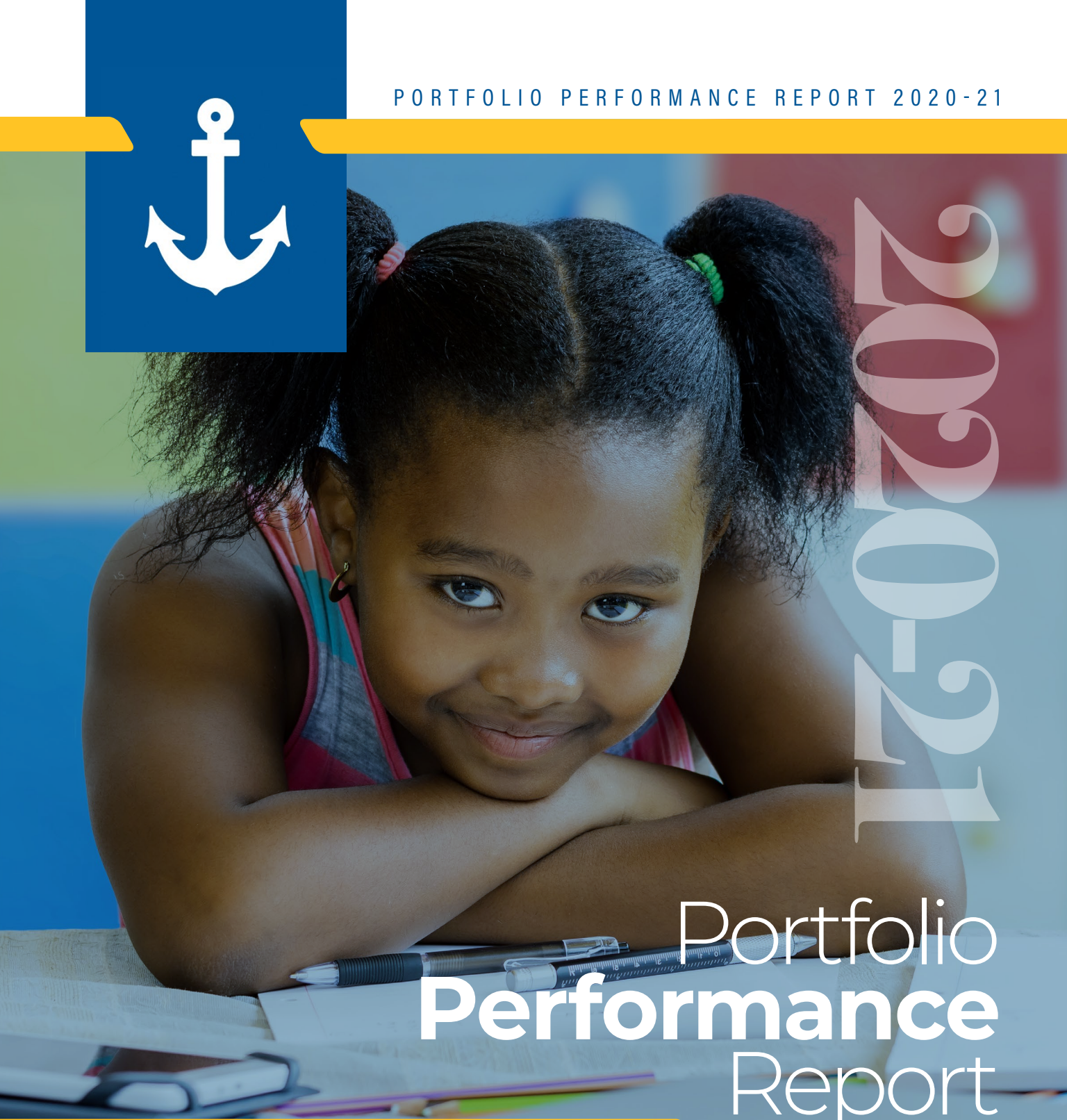




2020-21

A young girl with dark hair in two pigtails is leaning over a desk. She is resting her chin on her crossed arms and looking directly at the camera with a slight smile. On the desk in front of her are several pens, pencils, and a ruler. The background is a blurred classroom setting.

Portfolio  
**Performance**  
Report

# MESSAGE FROM DIRECTOR

Dear LSSU Charter School Family,

It has been a whirlwind since the COVID-19 pandemic struck in 2019. I want to take a moment to thank all of you whether you are an Academy leader, teacher, support staff, or academy board member for all that you have done and continue to do to combat the impact of the pandemic on student well-being and learning. While the pandemic has forever changed how people will conduct business, attend school, interact, and live their daily lives, we have learned to adjust and be nimble.

We are excited to finally be able to conduct some in person academy visits as well as roll out our System of Support. Our “S.O.S.” is a non-punitive system where academies are identified for additional support based on four categories of indicators that include academics, finance, governance & compliance, or whole child indicators. This system allows us, as your authorizer, to provide targeted support unique to each academy. We look forward to evaluating how the implementation of our new support system will positively impact your academy and students.

This year, we are also pleased to see the return of our partnerships with our academies through outreach and camp opportunities. It is so nice to see your students on campus and provide enrichment and learning opportunities once again. We have missed the face to face interactions.

Additionally, we are excited to have also launched our Charter School Guarantee Program. This program allows any student who graduates from any one of our Lake Superior State University authorized academies to be accepted into our university as well as receive a \$2,000 scholarship, renewable for up to four years per remaining in good standing.

As you can see, we have many good initiatives going on at LSSU Charter Schools.

Please read over our LSSU Charter Schools 2020-21 Portfolio Report at your leisure. This report provides a summary of the academic, financial, governance & compliance data for our family of charter school academies.

Sincerely,

**Chris Oshelski**  
Executive Director  
LSSU Charter Schools

# Philosophy

We believe in authorizing through the lens of an educator, realizing students are more than academic performance or financial incentives. True authorizing takes into account the whole child, whole academy, and whole community while recognizing the importance of increased performance and sustainability.

# Mission

We will ensure quality oversight and support to our charter academies resulting in students who are prepared for the next phase of their lives whether it be entering college, joining the military, or entering the workforce.

# Vision

We envision an educational system that provides families with diverse educational opportunities that allow each child to flourish and find his/her place in the global community.

*“Lake Superior State University Charter Schools offers a quality educational option for Michigan families. Students attending one of our LSSU authorized academies are not only held to high academic standards but are also exposed to a range of enrichment opportunities through their collaboration and connection with LSSU.”*

**Rodney S. Hanley**  
President  
Lake Superior State University

## BOARD OF TRUSTEES

Mr. Thomas Bailey, Chair  
Mr. Richard Barch  
Ms. Patricia Caruso  
Mr. Timothy Lukenda, 1st Vice Chair  
Dr. Mark Mercer  
Mr. Randy Pingatore  
Ms. Sandi Frost Steensma  
Ms. Cynthia Williams, 2nd Vice Chair

## LSSU PRESIDENT

Dr. Rodney S. Hanley

## LSSU PROVOST

Dr. Lynn G. Gillette

## DIRECTOR OF CHARTER SCHOOLS

Chris Oshelski

## TIME LINE

*“Our reauthorization process is clear, well defined, and evidenced based resulting in contracts that are consistent and fair.”*

**Jenny Peterman**  
Reauthorization and  
Compliance Specialist

# OUR story



1998

**AUTHORIZED**

Concord Montessori Academy  
Ridge Park Scholars

1999

**AUTHORIZED**

Advanced Technology Academy  
Detroit Service Learning  
Grand Traverse Academy

2000

**AUTHORIZED**

Concord Academy Boyne  
Concord Academy Petoskey

2012

**AUTHORIZED**

Charlton Heston Academy  
Innocademy  
Grand Rapids Ellington  
Macomb Montessori  
Tipton Academy

Widening Advancements  
for Youth - Detroit  
Work Skills Corportion  
North Central Academy  
(2nd site of Bay City Academy)

2011

**AUTHORIZED**

American International Academy  
Bay City Academy  
Regent Park Scholars

2013

**AUTHORIZED**

DeTour Arts & Technology Academy  
ICademy  
Momentum Academy  
Sarah J. Webber Academy  
Widening Advancements for Youth - Flint

2014

**AUTHORIZED**

Innocademy Allegan Academy

2017

**REAUTHORIZATION**

Advanced Technology Academy  
Charlton Heston Academy  
Concord Academy Boyne  
Widening Advancements  
for Youth - Detroit

Work Skills Corportion  
**Non-Renewal**  
Grand Rapids Ellington Academy

2016

**REAUTHORIZATION**

Regent Park Scholars

2018

**REAUTHORIZATION**

American International Academy  
Bay City Academy  
DeTour Arts & Technology Academy  
ICademy  
Macomb Montessori Academy  
Momentum Academy

Oakland County Academy of Media  
& Technology  
(formerly Sarah J. Webber Academy)  
Tipton Academy  
Widening Advancements for Youth  
- Flint

2019

**REAUTHORIZATION**

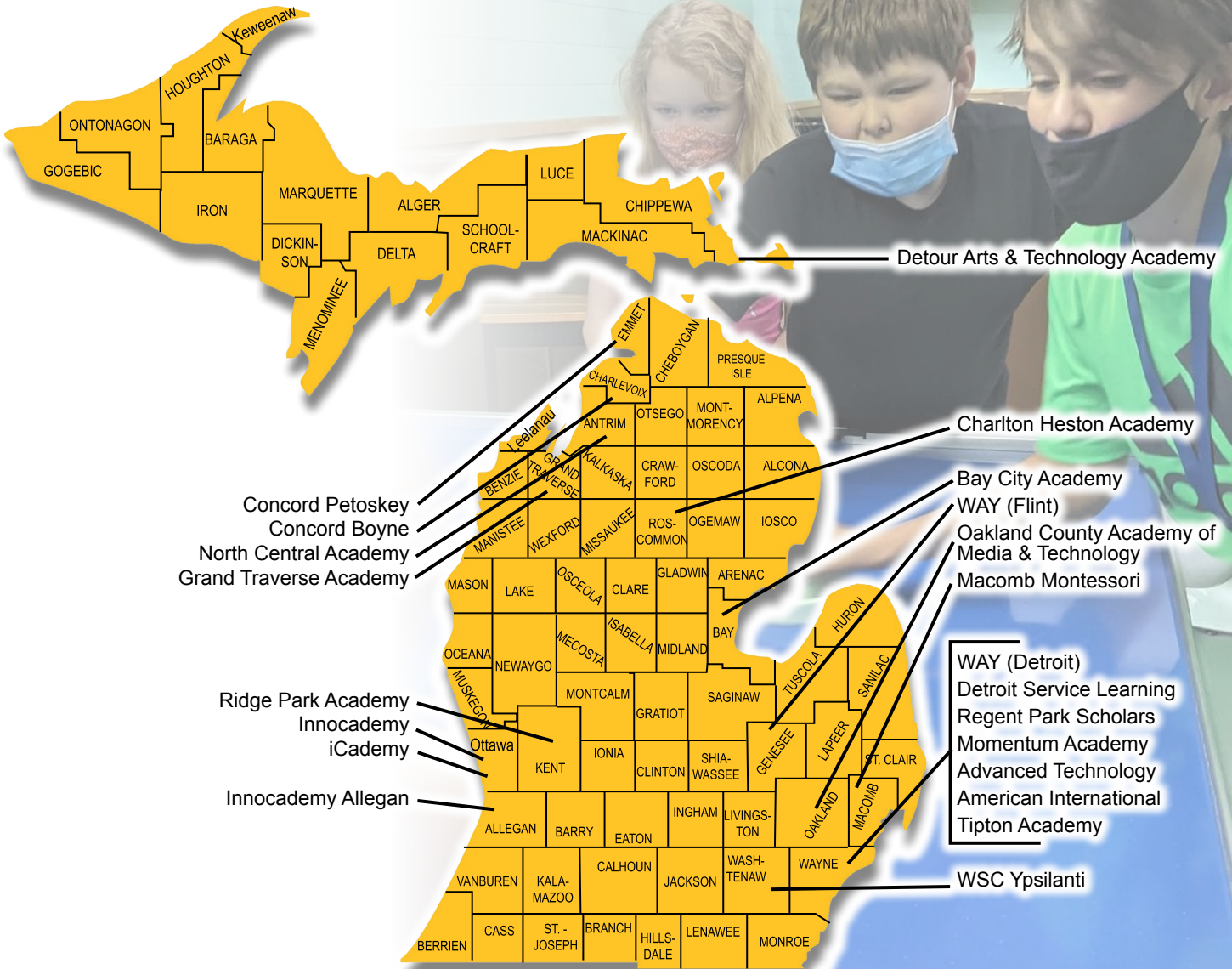
Innocademy Allegan Academy

2021

**REAUTHORIZATION**

Concord Academy Petoskey  
Detroit Service Learning  
Grand Traverse Academy  
Regent Park Scholars  
Ridge Park Scholars

# OUR PORTFOLIO

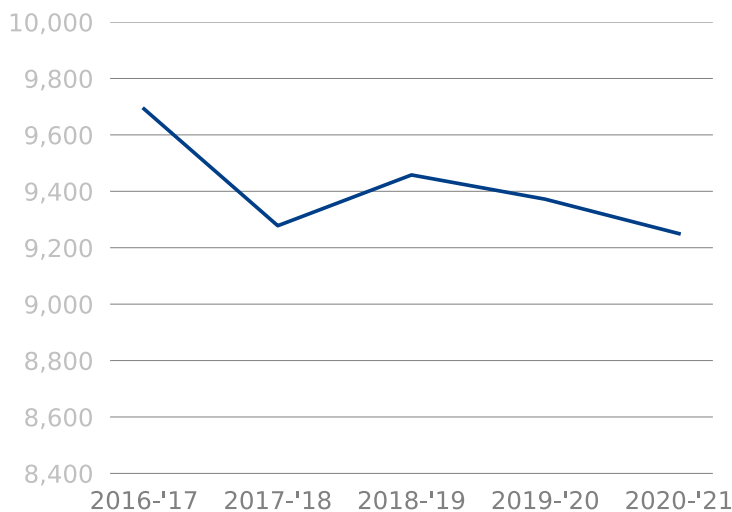


# 21 PSA Districts

## ENROLLMENT



2020-21  
Total Enrollment: **9,250**



*“Lake Superior State University began its presence in the charter school world in 1998 with authorizing just two public school academies. Today, we have grown to include twenty one public school academy districts into our charter school family. As an authorizer, we continuously evolve to improve our system of support to our academies so that students that attend an LSSU authorized academy receive a quality education and are prepared for the next phase of their life.”*

**Chris Oshelski**  
Executive Director,  
LSSU Charter Schools

*“Authorizing is a delicate balance of supporting academies while not crossing the line to micromanagement.*

*The LSSU Charter Schools Office is comprised of former teachers, principals, and superintendents who have been in the trenches and share their knowledge and expertise while allowing academies to maintain their autonomy.*

*Academies receive targeted support and professional development while students attending an LSSU academy are exposed to a variety of enrichment and camp opportunities. Additionally, students graduating from an LSSU authorized academy qualify for the Charter School Guarantee granting acceptance into the university as well as a \$2,000 scholarship per year, renewable for up to four years, per good standing.”*

**Dr. Lynn G. Gillette**  
LSSU Provost





# STUDENT OPPORTUNITIES

## CHARTER SCHOOL GUARANTEE

LSSU offers the Charter School Guarantee that allows Michigan high school seniors graduating from an Academy authorized by LSSU guaranteed admission to the university. Upon enrollment, the student will automatically receive a \$2,000 scholarship renewable for up to four years, per remaining in good standing.

## DUAL ENROLLMENT

LSSU offers dual and concurrent enrollment opportunities for high school students to earn university credits while still in high school. Students are able to get a jump start on earning their college degree.

## EARLY COLLEGE

The Eastern Upper Peninsula Early College Program is a partnership between LSSU and local school districts of the Eastern Upper Peninsula Intermediate School District. The five year high school program allows a student to earn a high school diploma and college credits leading up to an Associate's degree from LSSU or a Michigan Early/Middle College Association Technical Certificate.

## S.T.E.A.M. CAMP

LSSU CSO coordinates a variety of science, technology, engineering, arts, and music camp opportunities. These camps are dedicated to providing unique and potentially life changing experiences for LSSU charter school students.

## SUMMER CAMPS

LSSU CSO, in conjunction with Superior Edventures, coordinates both financially and logistically summer camp experiences for charter school students. Due to the COVID-19 pandemic, we were unable to offer this experience during the 2019-20 school year but look forward to making these student opportunities once again available in the future.

*“While still in high school, I was able to take advantage of the Early Middle College Program which is a partnership between LSSU and the constituent school districts of the Eastern Upper Peninsula Intermediate School District. This five year high school program allowed me to simultaneously earn a high school diploma and college credits leading up to an associate’s degree from LSSU.”*

**Sierra Burton**  
DeTour Arts and  
Technology Academy  
Class of 2020



## HOLIDAY CARD CONTEST

LSSU sponsors an annual holiday card contest that features the art work of charter school students.

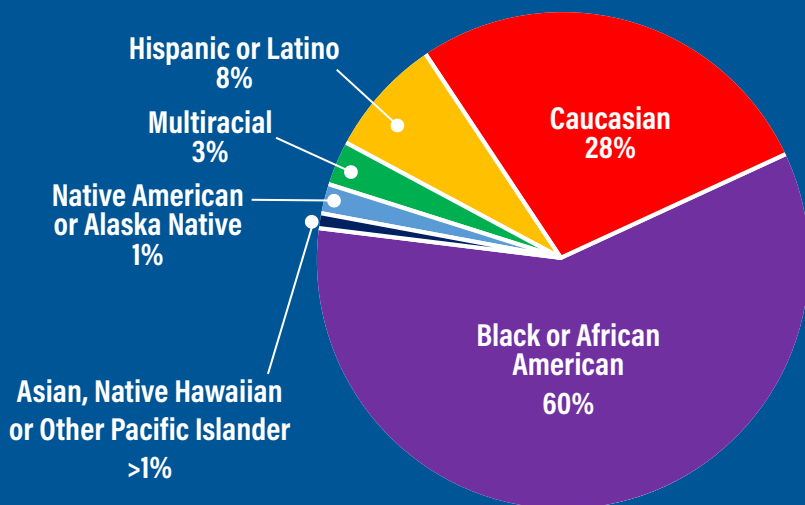
Winners receive a Swag Bag filled with Laker goodies.

*The LSSU Charter School Guarantee and Chartering Laker Scholarships broaden access to higher education for all students enrolled in the charter high schools that LSSU authorizes. This two-part initiative, one debuting and the other extant being rechristened within it, also speaks to additional urgent touchstones for LSSU, such as furthering diversity and enhancing the quality of life in the Great Lakes region and throughout the state.”*

**Fred Pierce**  
LSSU Dean of Admissions  
and Marketing



# our students



**QUALIFY FREE OR REDUCED LUNCH**



**SPECIAL EDUCATION**



**LIMITED ENGLISH PROFICIENCY**

# PERFORMANCE

30

Median NWEA Student Conditional Growth Percentile



35%

Met NWEA Growth (All Students)



8th (770)  
9th (810)  
10th (870)

Median PSAT 8, 9, 10 (Cohort students)



870

Median SAT (Cohort students)



70%

Graduation Rate



29%

Met NWEA Achievement Target (Cohort students)



16%

Advanced/Proficient on M-STEP (ELA & Mathematics)



*“Our new LSSU System of Support honors our pledge of “Support to Success” for our academies. This proactive approach allows each academy identified as “at risk” to address the area of concern and create a plan of support that includes assistance from LSSU which leads to improved student outcomes.”*

**Brooke Maciag**  
School Support Specialist

*“The metrics of support from the LSSU CSO provides our academies with opportunities of continuous growth in the fundamental areas of school governance, finance, academics, and school culture that serves to enhance the skill sets of the committed people who staff our academies. Yet, we are not only in the education business, we are also in the people business because we bear witness (in the field) that informed educators can demonstratively improve the quality of life for our most precious resource, Our Children.”*

**Garnet R. Green**  
Field Representative

\*The COVID-19 pandemic has impacted and continues to impact student learning due to a number of variables that include student instructional time, mode of instruction, illness, trauma, and the number of students tested.

We have included the portion of students tested for perspective. PSAT 8- 48%, PSAT 9- 44%, PSAT 10-39%, SAT-53%

# COHORT VS NON-COHORT

## Cohort Students:

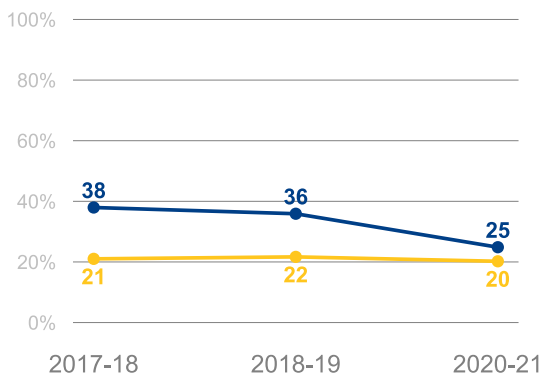
Students who have been continuously enrolled for 3 or more years

## Non-Cohort Students:

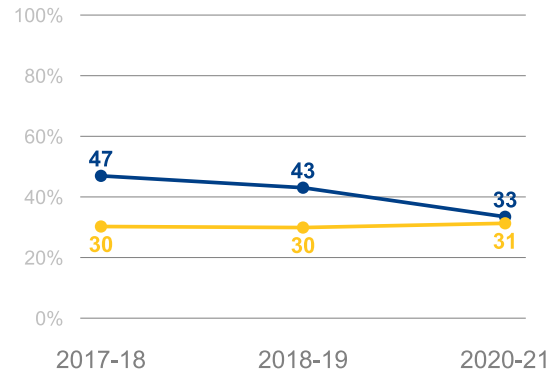
Students who have been enrolled for less than 3 years

### NWEA: Cohort vs. Non-Cohort Students

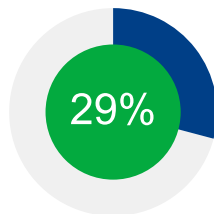
#### % Meeting Mathematics Targets



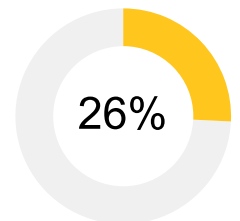
#### % Meeting Reading Targets



Percent of cohort students meeting both mathematics and reading targets:



Percent of non-cohort students meeting both mathematics and reading targets:



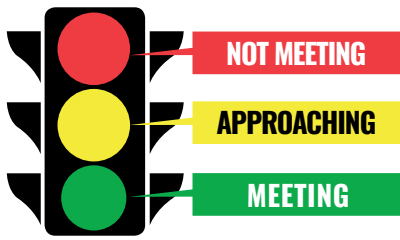
**Cohort students will achieve a greater median scale score than non-cohort students.**

#### NWEA Mathematics

Grade	Cohort	Non-Cohort
2	185	187
3	191	189
4	201	197
5	206	204
6	209	205
7	219	213
8	221	213.5

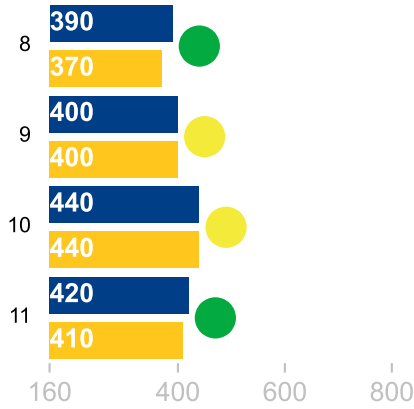
#### NWEA Reading

Grade	Cohort	Non-Cohort
2	178	180
3	190	189
4	199	195.5
5	202	203.5
6	207	208
7	215	211
8	215.5	215

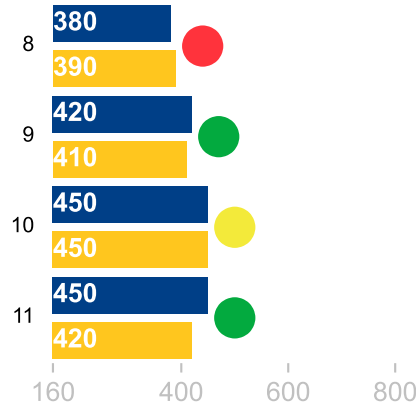


Cohort vs. Non-Cohort Students

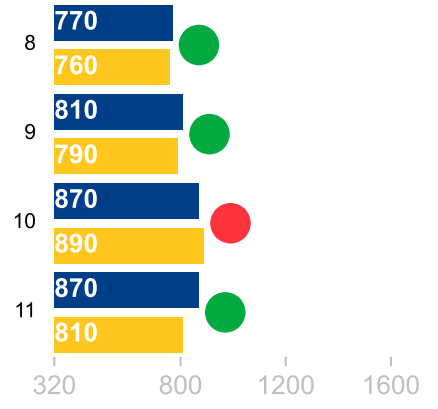
Mathematics



EBRW



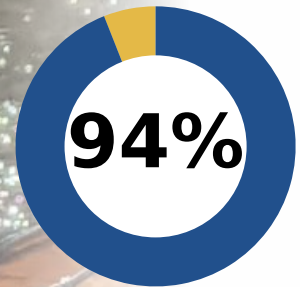
Total



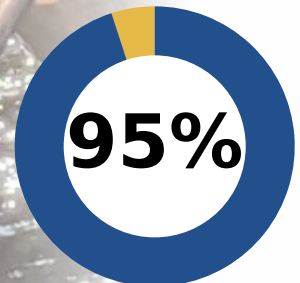
## COMPLIANCE

*“ The COVID-19 pandemic has understandably had a profound impact on student performance. Students have had to navigate back and forth from in person to virtual instruction, some have experienced various types of trauma whether it be direct or indirect, and a lower than usual number of students were tested. Be cautious when viewing the data from 2020-2021 since it does not tell the full story but rather one chapter of the book.”*

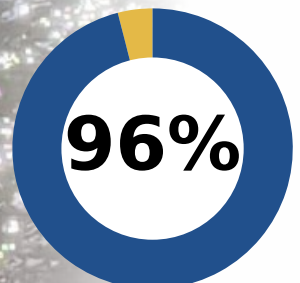
**Julie Hopper**  
Academic Assessment  
Specialist  
LSSU Charter Schools



**Academy Tasks**



**Overall Compliance**



**Board Tasks**

## FINANCE

**22%** Average Fund Balance

**\$10,948** Average Expenditures Per Pupil

**\$11,768** Average Revenues Per Pupil

**\$8,111** Foundation Per Pupil



# DASH BOARD



LAKE SUPERIOR  
STATE UNIVERSITY  
CHARTER SCHOOLS

# Schools and Data

## ADVANCED TECHNOLOGY ACADEMY

4801 Oakman Blvd. Dearborn, MI 48126		WEBSITE:	GRADES:	YEAR OPENED:	ENROLLMENT:
		www.atafordpas.org	K-12	2000	1256
M-STEP Proficiency	NWEA SCGP	NWEA Achievement	Median SAT	Health Factor	Health Outcome
<b>&lt;5%</b>	<b>22</b>	<b>19%</b>	<b>870</b>	<b>83</b>	<b>83</b>
State Aid Membership	Fund Balance %	Board Meetings	Board Attendance	Epicenter Academy	Epicenter Board
<b>1260</b>	<b>20%</b>	<b>12</b>	<b>9%</b>	<b>97%</b>	<b>100%</b>

## AMERICAN INTERNATIONAL ACADEMY

300 S. Henry Ruff Rd. Westland, MI 48186		WEBSITE:	GRADES:	YEAR OPENED:	ENROLLMENT:
		www.americanintlacademy.com	K-12	2011	632
M-STEP Proficiency	NWEA SCGP	NWEA Achievement	Median SAT	Health Factor	Health Outcome
<b>&lt;5%</b>	<b>8</b>	<b>6%</b>	<b>760</b>	<b>83</b>	<b>83</b>
State Aid Membership	Fund Balance %	Board Meetings	Board Attendance	Epicenter Academy	Epicenter Board
<b>660</b>	<b>23%</b>	<b>12</b>	<b>91%</b>	<b>92%</b>	<b>96%</b>

## BAY CITY ACADEMY

301 N. Farragut St. Bay City, MI 48708		WEBSITE:	GRADES:	YEAR OPENED:	ENROLLMENT:
		www.baycityacademy.com	K-12	2011	480
M-STEP Proficiency	NWEA SCGP	NWEA Achievement	Median SAT	Health Factor	Health Outcome
<b>16%</b>	<b>46</b>	<b>39%</b>	<b>&lt;10 students</b>	<b>43</b>	<b>51</b>
State Aid Membership	Fund Balance %	Board Meetings	Board Attendance	Epicenter Academy	Epicenter Board
<b>479</b>	<b>-4%</b>	<b>12</b>	<b>80%</b>	<b>99%</b>	<b>99%</b>

## NORTH CENTRAL ACADEMY

5055 Corey Road Mancelona, MI 49659		WEBSITE:	GRADES:	YEAR OPENED:	ENROLLMENT:
		www.northcentralacademy.net	K-12	2012	n/a
M-STEP Proficiency	NWEA SCGP	NWEA Achievement	Median SAT	Health Factor	Health Outcome
<b>&lt;5%</b>	<b>46</b>	<b>17%</b>	<b>&lt;10 students</b>	<b>26</b>	<b>11</b>
State Aid Membership	Fund Balance %	Board Meetings	Board Attendance	Epicenter Academy	Epicenter Board
<b>n/a</b>	<b>n/a</b>	<b>n/a</b>	<b>n/a</b>	<b>n/a</b>	<b>n/a</b>

## CHARLTON HESTON ACADEMY

1350 N St. Helen Rd. St. Helen, MI 48656		WEBSITE:	GRADES:	YEAR OPENED:	ENROLLMENT:
		www.charltonhestonacademy.com	K-12	2012	743
M-STEP Proficiency	NWEA SCGP	NWEA Achievement	Median SAT	Health Factor	Health Outcome
<b>12%</b>	<b>33</b>	<b>30%</b>	<b>840</b>	<b>77</b>	<b>75</b>
State Aid Membership	Fund Balance %	Board Meetings	Board Attendance	Epicenter Academy	Epicenter Board
<b>743</b>	<b>22%</b>	<b>10</b>	<b>90%</b>	<b>77%</b>	<b>94%</b>



# Schools and Data

## CONCORD ACADEMY - BOYNE

401 East Dietz Rd. Boyne City, MI 49712		WEBSITE:	GRADES:	YEAR OPENED:	ENROLLMENT:
		www.concordboyne.com	K-12	2000	167
M-STEP Proficiency	NWEA SCGP	NWEA Achievement	Median SAT	Health Factor	Health Outcome
<b>25%</b>	<b>37</b>	<b>35%</b>	<b>n/a</b>	<b>13</b>	<b>16</b>
State Aid Membership	Fund Balance %	Board Meetings	Board Attendance	Epicenter Academy	Epicenter Board
<b>167</b>	<b>54%</b>	<b>13</b>	<b>94%</b>	<b>100%</b>	<b>98%</b>

## CONCORD ACADEMY - PETOSKEY

2468 Atkins Rd. Petoskey, MI 49770		WEBSITE:	GRADES:	YEAR OPENED:	ENROLLMENT:
		www.concordpetoskey.com	K-12	2000	148
M-STEP Proficiency	NWEA SCGP	NWEA Achievement	Median SAT	Health Factor	Health Outcome
<b>27%</b>	<b>53</b>	<b>49%</b>	<b>&lt;10 students</b>	<b>9</b>	<b>9</b>
State Aid Membership	Fund Balance %	Board Meetings	Board Attendance	Epicenter Academy	Epicenter Board
<b>149</b>	<b>57%</b>	<b>11</b>	<b>91%</b>	<b>100%</b>	<b>100%</b>

## DETOUR ARTS AND TECHNOLOGY ACADEMY

202 Division St. DeTour, MI 49725		WEBSITE:	GRADES:	YEAR OPENED:	ENROLLMENT:
		https://detourata.eupschools.org	K-12	2013	119
M-STEP Proficiency	NWEA SCGP	NWEA Achievement	Median SAT	Health Factor	Health Outcome
<b>24%</b>	<b>79</b>	<b>63%</b>	<b>n/a</b>	<b>72</b>	<b>30</b>
State Aid Membership	Fund Balance %	Board Meetings	Board Attendance	Epicenter Academy	Epicenter Board
<b>65</b>	<b>5%</b>	<b>12</b>	<b>85%</b>	<b>95%</b>	<b>98%</b>

## DETROIT SERVICE LEARNING ACADEMY

21605 W Seven Mile Rd. Detroit, MI 48219		WEBSITE:	GRADES:	YEAR OPENED:	ENROLLMENT:
		www.detroitsla.org	K-8	1999	1312
M-STEP Proficiency	NWEA SCGP	NWEA Achievement	Median SAT	Health Factor	Health Outcome
<b>14%</b>	<b>15</b>	<b>14%</b>	<b>n/a</b>	<b>83</b>	<b>83</b>
State Aid Membership	Fund Balance %	Board Meetings	Board Attendance	Epicenter Academy	Epicenter Board
<b>1311</b>	<b>27%</b>	<b>12</b>	<b>90%</b>	<b>89%</b>	<b>97%</b>

## OAK PARK SERVICE LEARNING ACADEMY

21700 Meadow Street Oak Park, MI 48237		WEBSITE:	GRADES:	YEAR OPENED:	ENROLLMENT:
		www.oakparksla.org	K-6	2019	n/a
M-STEP Proficiency	NWEA SCGP	NWEA Achievement	Median SAT	Health Factor	Health Outcome
<b>n/a</b>	<b>17</b>	<b>6%</b>	<b>n/a</b>	<b>3</b>	<b>7</b>
State Aid Membership	Fund Balance %	Board Meetings	Board Attendance	Epicenter Academy	Epicenter Board
<b>na</b>	<b>n/a</b>	<b>n/a</b>	<b>n/a</b>	<b>n/a</b>	<b>n/a</b>

# Schools and Data

## REDFORD SERVICE LEARNING ACADEMY

25940 Grand River Avenue Redford, MI 48239		WEBSITE:	GRADES:	YEAR OPENED:	ENROLLMENT:
		<a href="http://www.redfordsla.org">www.redfordsla.org</a>	K-8	2014	n/a
M-STEP Proficiency	NWEA SCGP	NWEA Achievement	Median SAT	Health Factor	Health Outcome
<b>n/a</b>	<b>13</b>	<b>17%</b>	<b>n/a</b>	<b>83</b>	<b>83</b>
State Aid Membership	Fund Balance %	Board Meetings	Board Attendance	Epicenter Academy	Epicenter Board
<b>n/a</b>	<b>n/a</b>	<b>n/a</b>	<b>n/a</b>	<b>n/a</b>	<b>n/a</b>

## GRAND TRAVERSE ACADEMY

1245 E Hammond Rd. Traverse City, MI 49686		WEBSITE:	GRADES:	YEAR OPENED:	ENROLLMENT:
		<a href="http://www.mygta.us">www.mygta.us</a>	K-12	1999	762
M-STEP Proficiency	NWEA SCGP	NWEA Achievement	Median SAT	Health Factor	Health Outcome
<b>40%</b>	<b>55</b>	<b>60%</b>	<b>1095</b>	<b>6</b>	<b>6</b>
State Aid Membership	Fund Balance %	Board Meetings	Board Attendance	Epicenter Academy	Epicenter Board
<b>762</b>	<b>14%</b>	<b>13</b>	<b>96%</b>	<b>99%</b>	<b>98%</b>

## ICADEMY GLOBAL

8485 Homestead Zeeland, MI 49464		WEBSITE:	GRADES:	YEAR OPENED:	ENROLLMENT:
		<a href="http://www.icademyglobal.org">www.icademyglobal.org</a>	K-12	2014	413
M-STEP Proficiency	NWEA SCGP	NWEA Achievement	Median SAT	Health Factor	Health Outcome
<b>38%</b>	<b>33</b>	<b>56%</b>	<b>990</b>	<b>2</b>	<b>4</b>
State Aid Membership	Fund Balance %	Board Meetings	Board Attendance	Epicenter Academy	Epicenter Board
<b>413</b>	<b>42%</b>	<b>13</b>	<b>91%</b>	<b>97%</b>	<b>98%</b>

## INNOCADEMY

8485 Homestead Zeeland, MI 49464		WEBSITE:	GRADES:	YEAR OPENED:	ENROLLMENT:
		<a href="http://www.innocademy.com">www.innocademy.com</a>	K-8	2012	280
M-STEP Proficiency	NWEA SCGP	NWEA Achievement	Median SAT	Health Factor	Health Outcome
<b>28%</b>	<b>48</b>	<b>43%</b>	<b>n/a</b>	<b>2</b>	<b>4</b>
State Aid Membership	Fund Balance %	Board Meetings	Board Attendance	Epicenter Academy	Epicenter Board
<b>280</b>	<b>25%</b>	<b>12</b>	<b>86%</b>	<b>97%</b>	<b>100%</b>

## INNOCADEMY ALLEGAN CAMPUS

2611 56th St. Fennville, MI 49408		WEBSITE:	GRADES:	YEAR OPENED:	ENROLLMENT:
		<a href="https://allegan.innocademy.com">https://allegan.innocademy.com</a>	K-8	2013	87
M-STEP Proficiency	NWEA SCGP	NWEA Achievement	Median SAT	Health Factor	Health Outcome
<b>15%</b>	<b>49</b>	<b>24%</b>	<b>n/a</b>	<b>22</b>	<b>18</b>
State Aid Membership	Fund Balance %	Board Meetings	Board Attendance	Epicenter Academy	Epicenter Board
<b>87</b>	<b>17%</b>	<b>12</b>	<b>92%</b>	<b>97%</b>	<b>100%</b>

# Schools and Data

## MACOMB MONTESSORI ACADEMY

14057 East 9 Mile Warren, MI 48089		WEBSITE:	GRADES:	YEAR OPENED:	ENROLLMENT:
		www.macombmontessoriacademy.com	Pre-6	2012	252
M-STEP Proficiency	NWEA SCGP	NWEA Achievement	Median SAT	Health Factor	Health Outcome
<b>5%</b>	<b>25</b>	<b>13%</b>	<b>n/a</b>	<b>25</b>	<b>41</b>
State Aid Membership	Fund Balance %	Board Meetings	Board Attendance	Epicenter Academy	Epicenter Board
<b>252</b>	<b>24%</b>	<b>12</b>	<b>97%</b>	<b>100%</b>	<b>99%</b>

## MOMENTUM ACADEMY

60 S Lynn Ave. Waterford, MI 48328		WEBSITE:	GRADES:	YEAR OPENED:	ENROLLMENT:
		www.momentumacademy.org	K-6	2013	236
M-STEP Proficiency	NWEA SCGP	NWEA Achievement	Median SAT	Health Factor	Health Outcome
<b>5%</b>	<b>29</b>	<b>19%</b>	<b>n/a</b>	<b>83</b>	<b>83</b>
State Aid Membership	Fund Balance %	Board Meetings	Board Attendance	Epicenter Academy	Epicenter Board
<b>236</b>	<b>14%</b>	<b>10</b>	<b>74%</b>	<b>98%</b>	<b>97%</b>

## OAKLAND COUNTY ACADEMY OF MEDIA & TECHNOLOGY

48980 Woodward Ave. Pontiac, MI 48342		WEBSITE:	GRADES:	YEAR OPENED:	ENROLLMENT:
		www.ocamt.academy	K-8	2013	207
M-STEP Proficiency	NWEA SCGP	NWEA Achievement	Median SAT	Health Factor	Health Outcome
<b>&lt;5%</b>	<b>17</b>	<b>&lt;5%</b>	<b>n/a</b>	<b>3</b>	<b>7</b>
State Aid Membership	Fund Balance %	Board Meetings	Board Attendance	Epicenter Academy	Epicenter Board
<b>203</b>	<b>13%</b>	<b>14</b>	<b>86%</b>	<b>76%</b>	<b>95%</b>

## REGENT PARK SCHOLARS CHARTER ACADEMY

15865 E Seven Mile Rd. Detroit, MI 48025		WEBSITE:	GRADES:	YEAR OPENED:	ENROLLMENT:
		www.nhaschools.com	K-8	2011	737
M-STEP Proficiency	NWEA SCGP	NWEA Achievement	Median SAT	Health Factor	Health Outcome
<b>&lt;5%</b>	<b>23</b>	<b>20%</b>	<b>n/a</b>	<b>83</b>	<b>83</b>
State Aid Membership	Fund Balance %	Board Meetings	Board Attendance	Epicenter Academy	Epicenter Board
<b>736</b>	<b>3%</b>	<b>13</b>	<b>89%</b>	<b>100%</b>	<b>100%</b>

## RIDGE PARK CHARTER ACADEMY

4120 Camelot Ridge Dr. SE Kentwood, MI 49546		WEBSITE:	GRADES:	YEAR OPENED:	ENROLLMENT:
		www.nhaschools.com	K-8	1998	566
M-STEP Proficiency	NWEA SCGP	NWEA Achievement	Median SAT	Health Factor	Health Outcome
<b>23%</b>	<b>44</b>	<b>49%</b>	<b>n/a</b>	<b>14</b>	<b>15</b>
State Aid Membership	Fund Balance %	Board Meetings	Board Attendance	Epicenter Academy	Epicenter Board
<b>565</b>	<b>2%</b>	<b>12</b>	<b>85%</b>	<b>99%</b>	<b>99%</b>

# Schools and Data

## TIPTON ACADEMY

1615 Belton Garden City, MI 48135		WEBSITE:	GRADES:	YEAR OPENED:	ENROLLMENT:
		www.tipton-academy.org	K-8	2012	454
M-STEP Proficiency	NWEA SCGP	NWEA Achievement	Median SAT	Health Factor	Health Outcome
<b>&lt;5%</b>	<b>28</b>	<b>30%</b>	<b>n/a</b>	<b>83</b>	<b>83</b>
State Aid Membership	Fund Balance %	Board Meetings	Board Attendance	Epicenter Academy	Epicenter Board
<b>456</b>	<b>37%</b>	<b>11</b>	<b>85%</b>	<b>100%</b>	<b>99%</b>

## WAY ACADEMY FLINT

817 East Kearsley St. Flint, MI 48503		WEBSITE:	GRADES:	YEAR OPENED:	ENROLLMENT:
		www.wayacademyflint.net	7-12	2013	89
M-STEP Proficiency	NWEA SCGP	NWEA Achievement	Median SAT	Health Factor	Health Outcome
<b>&lt;10 students</b>	<b>n/a</b>	<b>n/a</b>	<b>n/a</b>	<b>70</b>	<b>80</b>
State Aid Membership	Fund Balance %	Board Meetings	Board Attendance	Epicenter Academy	Epicenter Board
<b>89</b>	<b>7%</b>	<b>14</b>	<b>100%</b>	<b>97%</b>	<b>98%</b>

## WAY ACADEMY SOUTHWEST

8701 W. Vernor Detroit, MI 48209		WEBSITE:	GRADES:	YEAR OPENED:	ENROLLMENT:
		www.wayacademy.net	6-12	2012	261
M-STEP Proficiency	NWEA SCGP	NWEA Achievement	Median SAT	Health Factor	Health Outcome
<b>n/a</b>	<b>n/a</b>	<b>n/a</b>	<b>n/a</b>	<b>83</b>	<b>83</b>
State Aid Membership	Fund Balance %	Board Meetings	Board Attendance	Epicenter Academy	Epicenter Board
<b>261</b>	<b>18%</b>	<b>12</b>	<b>83%</b>	<b>91%</b>	<b>100%</b>

## WAY ACADEMY WEST

19321 W. Chicago Detroit, MI 48228		WEBSITE:	GRADES:	YEAR OPENED:	ENROLLMENT:
		www.wayacademy.net	6-12	2012	n/a
M-STEP Proficiency	NWEA SCGP	NWEA Achievement	Median SAT	Health Factor	Health Outcome
<b>n/a</b>	<b>n/a</b>	<b>n/a</b>	<b>n/a</b>	<b>83</b>	<b>83</b>
State Aid Membership	Fund Balance %	Board Meetings	Board Attendance	Epicenter Academy	Epicenter Board
<b>n/a</b>	<b>n/a</b>	<b>n/a</b>	<b>n/a</b>	<b>n/a</b>	<b>n/a</b>

## WSC ACADEMY YPSILANTI

855 Jefferson St. Ypsilanti, MI 48197		WEBSITE:	GRADES:	YEAR OPENED:	ENROLLMENT:
		www.wskills.com	9-12	2012	49
M-STEP Proficiency	NWEA SCGP	NWEA Achievement	Median SAT	Health Factor	Health Outcome
<b>n/a</b>	<b>n/a</b>	<b>n/a</b>	<b>n/a</b>	<b>1</b>	<b>5</b>
State Aid Membership	Fund Balance %	Board Meetings	Board Attendance	Epicenter Academy	Epicenter Board
<b>49</b>	<b>33%</b>	<b>12</b>	<b>87%</b>	<b>97%</b>	<b>99%</b>



## Field Representatives

### John Chandler

Field Representative  
jchandler1@lssu.edu  
231-299-4579

### Garnet Green

Field Representative  
ggreen3@lssu.edu  
248-961-4601

### Keith Krahnke

Field Representative  
kkrahnke1@lssu.edu  
906-647-3800

### Melissa Weisberger

Field Representative  
mweisberger@lssu.edu  
248-563-7641

## On Campus

### Chris Oshelski

Executive Director  
coshelski@lssu.edu  
906-635-2121

### Jenny Peterman

Administrative Assistant  
for 2020-21  
jpeterman@lssu.edu  
906-635-2121

### Rebecca Clawson

Finance Specialist  
rclawson@lssu.edu  
906-635-2279

## Enrichment

### Elizabeth Christiansen

Great Lakes Education and  
Outreach Specialist  
echristiansen@lssu.edu  
906-635-2757

### Sierra Burton

Student Worker  
sburton2@lssu.edu  
906-635-2121

### Julie Hopper

Academic Assessment Specialist  
jhopper@lssu.edu  
906-635-2118

### Brooke Maciag

School Support Specialist  
bmaciag@lssu.edu  
906-635-2724

### Kristin Graham

Concurrent Enrollment/Early College  
kgraham3@lssu.edu  
906-635-2189



## The Charter Schools Office is a family.

Sadly, our family suffered two great losses in 2020-21.

We will forever be grateful for our time together, cherish the memories, and yet will greatly miss both of these wonderful men. Each has brightened the world, making a positive difference in the lives of the students and families that they served.



### Nick Oshelski

Mr. Nick Oshelski had a long history in education beginning as a teacher, then principal, and later superintendent before accepting the position as Executive Director of LSSU Charter Schools, retiring in 2015. Affection-

ately known as “Mr. O,” Nick was caring, hard-working, and lived to serve others. You would often find him welcoming students, parents, and colleagues with a smile on his face, a joke, or even a hug. Nick believed in community and volunteered at Tender Care Nursing Home, Big Brothers/Big Sisters, and visited long term patients at the hospital. He was also an avid sports fan supporting local teams. Nick’s greatest joy, though, was his family, especially his grandchildren. He was the best grandpa. Nick will be missed beyond words.



### John Chandler

Mr. John Chandler served as a field representative for LSSU Charter Schools. He had a heart for children which made the field of education and coaching a natural fit. Throughout his career, John impacted students

and families from the Upper Peninsula of Michigan to Georgia to Pennsylvania. John was a team player and highly respected by his peers and colleagues. He was humble despite his accomplishments which included being a three time All-American in Track and Field to earning his doctorate in 2016. He never asked to be addressed as Dr. Chandler as his concern was not in impressing people but rather impacting them for good. John worked hard to create many wonderful memories for his wife and children. His presence and light will be missed by all that had the honor of knowing him.





**LAKE SUPERIOR**  
STATE UNIVERSITY  
CHARTER SCHOOLS

**JULIE HOPPER**  
Academic Assessment Specialist  
Lake Superior State University Charter Schools Office  
jhopper@lssu.edu  
906-635-2118

[ExceLanceData.com](https://www.ExceLanceData.com)



[lynngraphics.net](https://www.lynngraphics.net)