

# 2021-2022

PORTFOLIO PERFORMANCE REPORT



## PHILOSOPHY:

We believe in authorizing through the lens of an educator realizing students are more than academic performance or financial incentives. True authorizing takes into account the whole child, whole academy, and whole community while recognizing the importance of increased performance sustainability.

## VISION:

We envision an educational system in Michigan that provides families with diverse educational opportunities that allow for each child to flourish and find his/her/their place in the global community.

## MISSION:

To ensure quality oversight and support to our authorized charter academies resulting in students who are prepared for the next phase of life whether it be attending college, joining the military, or entering the workforce.

“

*Lake Superior State University is proud to serve as authorizer for twenty-one public school academy districts throughout Michigan.*

*We believe in transforming education from ordinary to extraordinary by offering innovative and unique educational options for Michigan students and families.*

- PRESIDENT RODNEY S. HANLEY

”



### BOARD OF TRUSTEES

*Tom Bailey*

*Richard Barch*

*Patricia Caruso, 2nd Vice Chair*

*Sheri Davie*

*Jon DeRoo*

*Timothy L. Lukenda, Chair*

*Randy Pingatore*

*Cynthia Williams, 1st Vice Chair*

### LSSU PRESIDENT

*Dr. Rodney S. Hanley*

### LSSU PROVOST

*Dr. Lynn G. Gillette*

### DIRECTOR OF CHARTER SCHOOLS

*Chris Oshelski*

# MESSAGE FROM THE DIRECTOR

Dear LSSU Charter Schools Family,

On behalf of the Lake Superior State University Charter School's Team, I present our 2021-2022 portfolio report. My position as Executive Director is especially dear to me as I continue my father, Nick Oshelski's legacy. As my father did before me, I wholeheartedly believe in the importance and necessity of charter schools in providing Michigan students and families with educational choice.

It's hard to believe that LSSU has been authorizing academies for twenty-four years! Our journey began in 1998 with just two academies in our portfolio. Today, we boast a portfolio of twenty-one public school academy districts with twenty-eight sites throughout Michigan. We are proud to be part of the charter school movement.

We have continued to evolve throughout the years. During the 2021-2022 school year, we received our certificate of accreditation from Cognia providing evidence that we have systems and processes in place to be a responsible authorizer. We take our responsibility as your authorizer quite seriously and strive to do all that we can to ensure students attending LSSU authorized academies receive a quality education. Our CSO staff attend professional development, take courses, earn certifications, and set goals to constantly improve their skillset in order to better serve you.

This year, we will continue to implement our "Support for Success" system allowing us to provide targeted support to our academies. In addition, we will continue to provide a variety of professional development opportunities for our staff working in our public school academies, outreach and camp activities to students attending our LSSU academies, and continue our Charter School Guarantee for all students who graduate from an LSSU authorized academy.

Thank you for all that you do for the families that choose to attend an LSSU authorized charter school. We applaud your efforts and appreciate all of the time and energy you invest in your students, families, and academies. Keep in mind that we are all recovering from the COVID-10 pandemic and that it will take time to see the results from all of the hard work that you pour into your students, academically speaking.

The Portfolio Report provides an aggregated summary of the academic, financial, governance, and compliance data for all LSSU authorized academies. If I can ever be of service, please do not hesitate to reach out to me.

Sincerely,  
Chris Oshelski  
Executive Director  
LSSU Charter Schools

“

*“The LSSU Charter School Office is not concerned with being the largest authorizer in Michigan with the largest portfolio of academies. We define success differently. We are concerned with producing students that are prepared for the next phase of their lives after leaving LSSU authorized academies. Our motto is “Support for Success” as we partner with academy boards, administration, teachers, and students to offer a wide variety of programs and enrichment activities that result in well-rounded, successful students.”*

**- CHRIS OSHELSKI, EXECUTIVE DIRECTOR  
OF CHARTER SCHOOLS**

”

# TIMELINE

# OUR STORY



**2022**

*REAUTHORIZATION  
Concord Academy Boyne  
Innocademy  
Advanced Technology Academy*

*Charlton Heston Academy  
Widening Advancements for Youth-Detroit  
Work Skills Corporation*

**2021**

*REAUTHORIZATION  
Concord Academy Petoskey  
Detroit Service Learning*

*Grand Traverse Academy  
Regent Park Scholars  
Ridge Park Scholars*

**2019**

*REAUTHORIZATION  
Innocademy Allegan Academy*

**2018**

*REAUTHORIZATION  
American International Academy  
Bay City Academy  
DeTour Arts & Technology Academy  
ICademy*

*Macomb Montessori Academy  
Momentum Academy  
Sarah J. Webber Academy  
Tipton Academy  
Widening Advancements for Youth - Flint*

**2017**

*REAUTHORIZATION  
Advanced Technology Academy  
Charlton Heston Academy  
Concord Academy Boyne*

*Widening Advancements for Youth - Detroit  
Work Skills Corporation  
Non-Renewal  
Grand Rapids Ellington Academy*

**2016**

*REAUTHORIZATION  
Regent Park Scholars*

**2014**

*AUTHORIZED  
Innocademy Allegan Academy*

**2013**

*AUTHORIZED  
DeTour Arts & Technology Academy  
ICademy*

*Momentum Academy  
Sarah J. Webber Academy  
Widening Advancements for Youth - Flint*

**2012**

*AUTHORIZED  
Charlton Heston Academy  
Innocademy  
Grand Rapids Ellington  
Macomb Montessori*

*Tipton Academy  
Widening Advancements for Youth - Detroit  
Work Skills Corporation  
North Central Academy  
(2nd site of Bay City Academy)*

**2011**

*AUTHORIZED  
American International Academy  
Bay City Academy  
Regent Park Scholars*

**2000**

*AUTHORIZED  
Concord Academy Boyne  
Concord Academy Petoskey*

**1999**

*AUTHORIZED  
Advanced Technology Academy  
Detroit Service Learning  
Grand Traverse Academy*

**1998**

*AUTHORIZED  
Concord Montessori Academy  
Ridge Park Scholars*

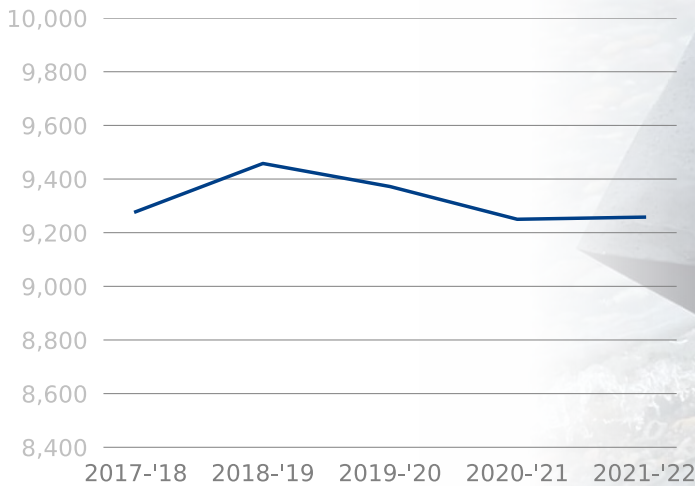
# OUR PORTFOLIO

# 21 PSA DISTRICTS



2021-22  
TOTAL ENROLLMENT:

9,022

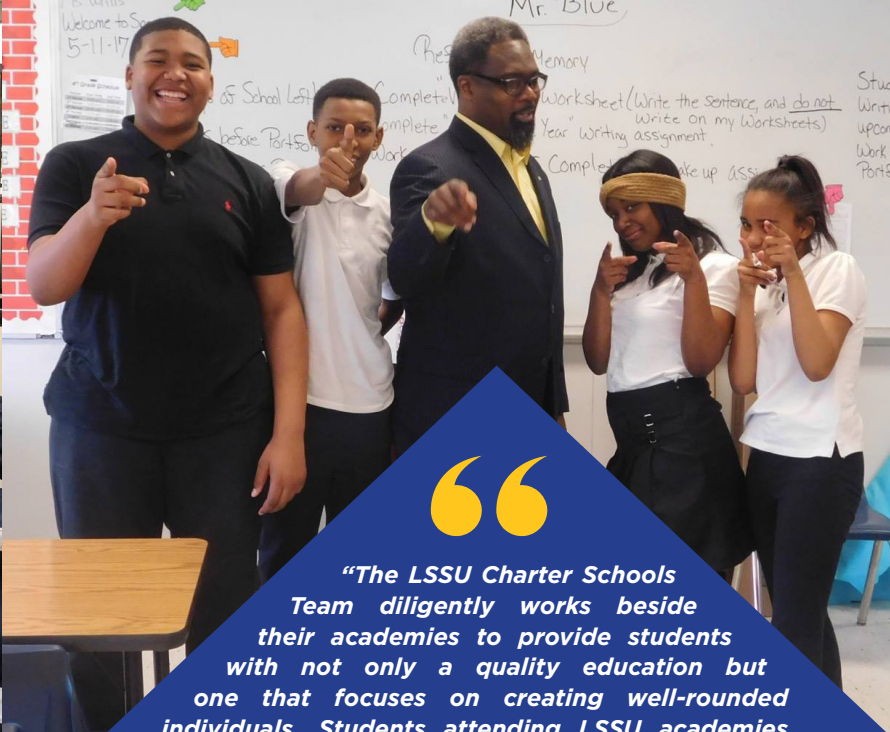


“

*“There are many different factors impacting a student’s quality of education. Likewise, we provide considerable support to our academies in the areas of financial incentives, academic reporting, responsible governance and whole child initiatives. We enjoy seeing our support positively impacting so many students, families, and future citizens.”*

**- REBECCA CLAWSON,  
FINANCE AND GOVERNANCE SPECIALIST**

”



“

*“The LSSU Charter Schools Team diligently works beside their academies to provide students with not only a quality education but one that focuses on creating well-rounded individuals. Students attending LSSU academies are exposed to multiple opportunities for enrichment through programming provided by the LSSU Arts Center, the Center for Freshwater Research and Education, as well as summer camps. Participation in such programs can be life changing, often being the first time students have crossed the Mackinac Bridge into the Upper Peninsula. These experiences result in a broadening of student perspectives which is vital during the developmental years.”*

**- DR. LYNN G. GILLETTE, LSSU PROVOST**

”



“

*“I am proud to not only have graduated from an academy authorized by LSSU but to now be employed as a student worker for LSSU Charter Schools. LSSU provided a quality educational option for me in high school and is now supporting me as a college student.”*

**- SIERRA BURTON, DETOUR ARTS & TECHNOLOGY ACADEMY CLASS OF 2020 AND LSSU CSO STUDENT WORKER**

”

# STUDENT OPPORTUNITIES

## CHARTER SCHOOL GUARANTEE

LSSU offers the Charter School Guarantee that allows Michigan high school seniors graduating from an Academy authorized by LSSU guaranteed admission to the university. Upon enrollment, the student will automatically receive a \$2,000 scholarship renewable for up to four years, per remaining in good standing.

## DUAL ENROLLMENT

LSSU offers dual and concurrent enrollment opportunities for high school students to earn university credits while still in high school. Students are able to get a jump start on earning their college degree.

## EARLY COLLEGE


The Eastern Upper Peninsula Early College Program is a partnership between LSSU and local school districts of the Eastern Upper Peninsula Intermediate School District. The five year high school program allows a student to earn a high school diploma and college credits leading up to an Associate’s degree from LSSU or a Michigan Early/Middle College Association Technical Certificate.

## S.T.E.A.M. CAMP

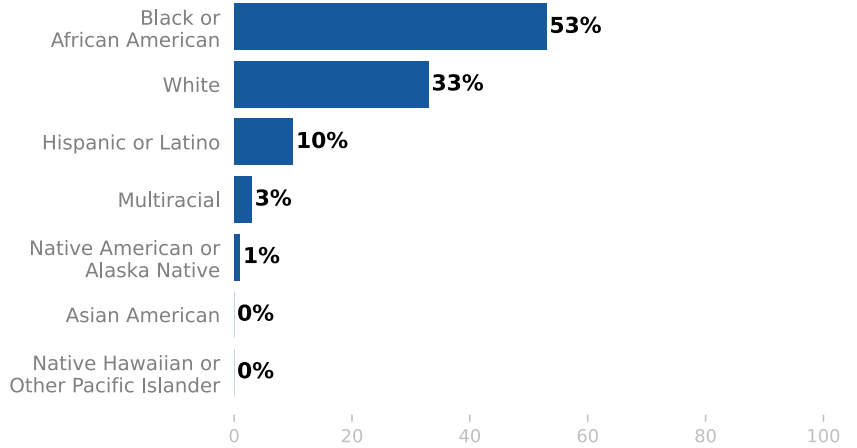
LSSU CSO coordinates a variety of science, technology, engineering, arts, and music camp opportunities. These camps are dedicated to providing unique and potentially life changing experiences for LSSU charter school students.

## SUMMER CAMPS

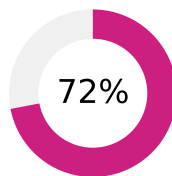
The Charter Schools Office coordinates with the LSSU Admissions Department to offer camp experiences for charter school students that include a visit to the Center for Freshwater Research, participation in programs offered through the Fine Arts Center, the Superior Simulation Center, and the Robotics Lab. We believe in the importance of well rounded students.



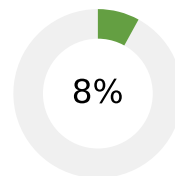
# OUR STUDENTS



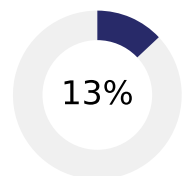
**QUALIFY FREE OR REDUCED LUNCH**



**SPECIAL EDUCATION**



**LIMITED ENGLISH PROFICIENCY**



“

*“LSSU CSO prides itself on being an educators’ authorizer. Our staff has worked in school districts all over the state in many different positions and levels. This experience allows us to approach authorizing very differently from many other authorizing entities. It also allows us to put the everyday struggles and challenges faced by educators in perspective when evaluating and supporting our schools. We view authorizing as a partnership that creates remarkably unique learning opportunities for the students attending our academies.”*

**- BROOKE MACIAG**

”



“

*“Many variations of “one never stands as tall as when they lean to help a child” have been echoed. Being considered an advocate for children, for the whole child, is the proudest thing one can be called. Our philosophy at LSSU CSO is that children are more than test scores or financial incentives. We understand that true authorizing takes into account the whole child, whole academy, and whole community.”*

- KEITH KRAHNKE,  
FIELD REPRESENTATIVE

”

# PERFORMANCE

MEDIAN SAT  
(COHORT STUDENTS)

**870**

MEDIAN NWEA  
STUDENT CONDITIONAL  
GROWTH PERCENTILE

**37**

MET NWEA  
ACHIEVEMENT TARGET  
(COHORT STUDENTS)

**28%**

MET NWEA  
GROWTH  
(ALL STUDENTS)

**39%**

MEDIAN PSAT 8, 9, 10  
(COHORT STUDENTS)

**8th (750)**  
**9th (810)**  
**10th (820)**

ADVANCED/PROFICIENT  
ON M-STEP  
(ELA & MATHEMATICS)

**12%**

GRADUATION  
RATE

**61%**

# COHORT VS NON-COHORT

## Cohort Students:

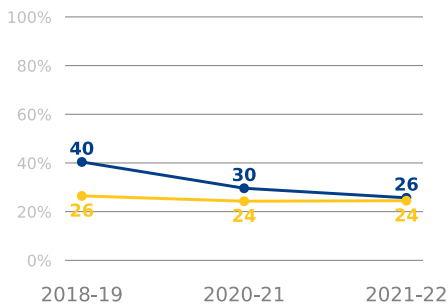
Students who have been continuously enrolled for 3 or more years

## Non-Cohort Students:

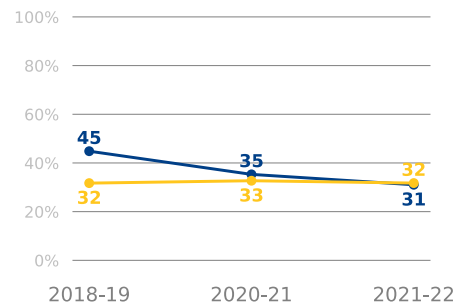
Students who have been enrolled for less than 3 years

## NWEA: Cohort vs. Non-Cohort Students

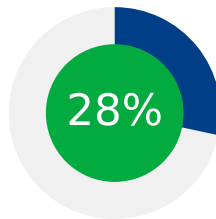
### % Meeting Mathematics Targets



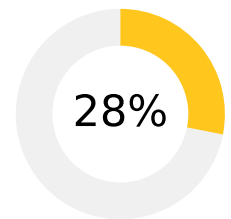
### % Meeting Reading Targets



Percent of cohort students meeting both mathematics and reading targets:



Percent of non-cohort students meeting both mathematics and reading targets:



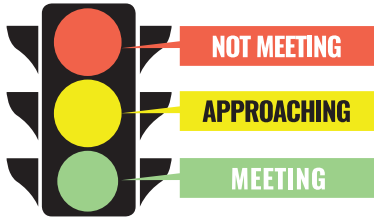
Cohort students will achieve a greater median scale score than non-cohort students.

### NWEA Mathematics

Grade	Cohort	Non-Cohort
2	181	180
3	189	190.5
4	195	197
5	203	206
6	208	207
7	212	213
8	219	217.5

### NWEA Reading

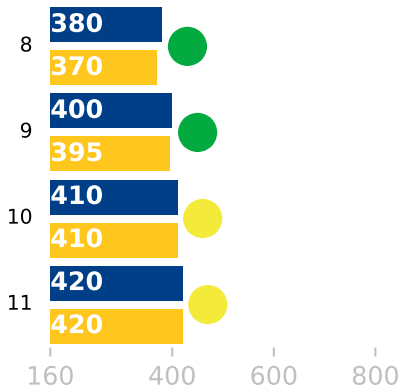
Grade	Cohort	Non-Cohort
2	174	175
3	186	188
4	196	194
5	202	208
6	207.5	206.5
7	211	211
8	216	213



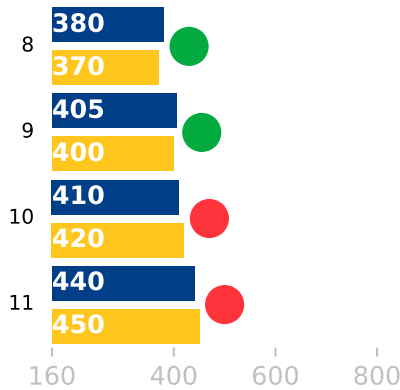
# COLLEGE READINESS

## Cohort vs. Non-Cohort Students


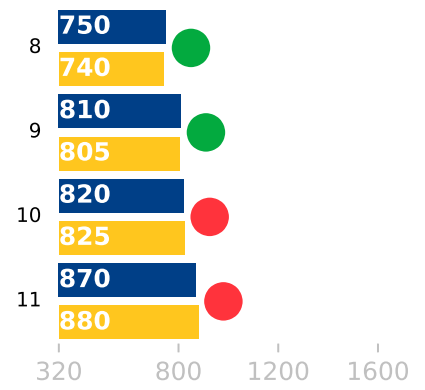
### MATHEMATICS



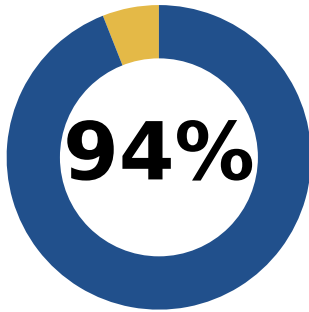
### EBRW



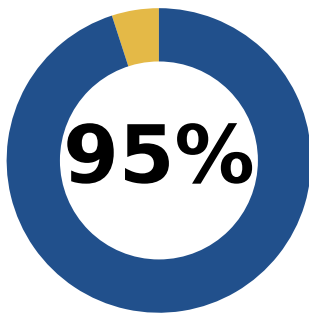
### TOTAL



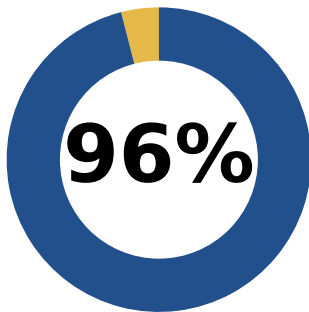
# COMPLIANCE



ACADEMY TASKS



OVERALL COMPLIANCE



BOARD TASKS

“Students are much, much more than their academic scores. Although we want our students to excel academically, we are also concerned with their social emotional health. We are proud of our LSSU academies who recognize that a child’s basic needs must be met in order for optimal learning to occur. Our team at LSSU provides training on Adverse Childhood Experiences as well as Non-violent Crisis Intervention.”

- JULIE BUCHHOLTZ, ACADEMIC ASSESSMENT SPECIALIST

# FINANCE

AVERAGE FUND BALANCE

**21%**

AVERAGE EXPENDITURES PER PUPIL

**\$14,081**

AVERAGE REVENUES PER PUPIL

**\$14,441**

FOUNDATION PER PUPIL

**\$8,700**





# DASH BOARD

# SCHOOLS AND DATA

## ADVANCED TECHNOLOGY ACADEMY

4801 Oakman Blvd. Dearborn, MI 48126		WEBSITE:	GRADES:	YEAR OPENED:	ENROLLMENT:
		www.atafordpas.org	K-12	2000	1257
M-STEP Proficiency <b>&lt;5%</b>	NWEA SCGP <b>31</b>	NWEA Achievement <b>16%</b>	Median SAT <b>820</b>	Health Factor <b>83</b>	Health Outcome <b>83</b>
State Aid Membership <b>1256</b>	Fund Balance % <b>18%</b>	Board Meetings <b>6</b>	Board Attendance <b>83%</b>	Epicenter Academy <b>97%</b>	Epicenter Board <b>98%</b>

## AMERICAN INTERNATIONAL ACADEMY

300 S. Henry Ruff Rd. Westland, MI 48186		WEBSITE:	GRADES:	YEAR OPENED:	ENROLLMENT:
		www.americanintlacademy.com	K-12	2011	539
M-STEP Proficiency <b>&lt;5%</b>	NWEA SCGP <b>31</b>	NWEA Achievement <b>7%</b>	Median SAT <b>730</b>	Health Factor <b>83</b>	Health Outcome <b>83</b>
State Aid Membership <b>540</b>	Fund Balance % <b>7%</b>	Board Meetings <b>9</b>	Board Attendance <b>91%</b>	Epicenter Academy <b>94%</b>	Epicenter Board <b>85%</b>

## BAY CITY ACADEMY

301 N. Farragut St. Bay City, MI 48708		WEBSITE:	GRADES:	YEAR OPENED:	ENROLLMENT:
		www.baycityacademy.com	K-12	2011	501
M-STEP Proficiency <b>18%</b>	NWEA SCGP <b>49</b>	NWEA Achievement <b>41%</b>	Median SAT <b>&lt;10 students</b>	Health Factor <b>37</b>	Health Outcome <b>52</b>
State Aid Membership <b>501</b>	Fund Balance % <b>9%</b>	Board Meetings <b>10</b>	Board Attendance <b>81%</b>	Epicenter Academy <b>96%</b>	Epicenter Board <b>100%</b>

## NORTH CENTRAL ACADEMY

5055 Corey Road Mancelona, MI 49659		WEBSITE:	GRADES:	YEAR OPENED:	ENROLLMENT:
		www.northcentralacademy.net	K-12	2012	n/a
M-STEP Proficiency <b>7%</b>	NWEA SCGP <b>43</b>	NWEA Achievement <b>18%</b>	Median SAT <b>&lt;10 students</b>	Health Factor <b>23</b>	Health Outcome <b>9</b>
State Aid Membership <b>n/a</b>	Fund Balance % <b>n/a</b>	Board Meetings <b>n/a</b>	Board Attendance <b>n/a</b>	Epicenter Academy <b>n/a</b>	Epicenter Board <b>n/a</b>

## CHARLTON HESTON ACADEMY

1350 N St. Helen Rd. St. Helen, MI 48656		WEBSITE:	GRADES:	YEAR OPENED:	ENROLLMENT:
		www.charltonhestonacademy.com	K-12	2012	740
M-STEP Proficiency <b>7%</b>	NWEA SCGP <b>31</b>	NWEA Achievement <b>30%</b>	Median SAT <b>825</b>	Health Factor <b>72</b>	Health Outcome <b>73</b>
State Aid Membership <b>742</b>	Fund Balance % <b>15%</b>	Board Meetings <b>9</b>	Board Attendance <b>78%</b>	Epicenter Academy <b>79%</b>	Epicenter Board <b>83%</b>



# SCHOOLS AND DATA

## CONCORD ACADEMY - BOYNE

401 East Dietz Rd. Boyne City, MI 49712		WEBSITE:	GRADES:	YEAR OPENED:	ENROLLMENT:
		<a href="http://www.concordboyne.com">www.concordboyne.com</a>	K-12	2000	136
M-STEP Proficiency <b>13%</b>	NWEA SCGP <b>37</b>	NWEA Achievement <b>45%</b>	Median SAT <b>&lt;10 students</b>	Health Factor <b>14</b>	Health Outcome <b>14</b>
State Aid Membership <b>136</b>	Fund Balance % <b>49%</b>	Board Meetings <b>11</b>	Board Attendance <b>93%</b>	Epicenter Academy <b>99%</b>	Epicenter Board <b>100%</b>

## CONCORD ACADEMY - PETOSKEY

2468 Atkins Rd. Petoskey, MI 49770		WEBSITE:	GRADES:	YEAR OPENED:	ENROLLMENT:
		<a href="http://www.concordpetoskey.com">www.concordpetoskey.com</a>	K-12	2000	156
M-STEP Proficiency <b>31%</b>	NWEA SCGP <b>40</b>	NWEA Achievement <b>57%</b>	Median SAT <b>&lt;10 students</b>	Health Factor <b>10</b>	Health Outcome <b>10</b>
State Aid Membership <b>156</b>	Fund Balance % <b>53%</b>	Board Meetings <b>8</b>	Board Attendance <b>93%</b>	Epicenter Academy <b>99%</b>	Epicenter Board <b>100%</b>

## DETOUR ARTS AND TECHNOLOGY ACADEMY

202 Division St. DeTour, MI 49725		WEBSITE:	GRADES:	YEAR OPENED:	ENROLLMENT:
		<a href="https://detourata.eupschools.org">https://detourata.eupschools.org</a>	K-12	2013	130
M-STEP Proficiency <b>39%</b>	NWEA SCGP <b>65</b>	NWEA Achievement <b>63%</b>	Median SAT <b>n/a</b>	Health Factor <b>62</b>	Health Outcome <b>32</b>
State Aid Membership <b>84</b>	Fund Balance % <b>8%</b>	Board Meetings <b>10</b>	Board Attendance <b>82%</b>	Epicenter Academy <b>97%</b>	Epicenter Board <b>97%</b>

## DETROIT SERVICE LEARNING ACADEMY

21605 W Seven Mile Rd. Detroit, MI 48219		WEBSITE:	GRADES:	YEAR OPENED:	ENROLLMENT:
		<a href="http://www.detroitsla.org">www.detroitsla.org</a>	K-8	1999	1382
M-STEP Proficiency <b>&lt;5%</b>	NWEA SCGP <b>25</b>	NWEA Achievement <b>7%</b>	Median SAT <b>n/a</b>	Health Factor <b>83</b>	Health Outcome <b>83</b>
State Aid Membership <b>1370</b>	Fund Balance % <b>28%</b>	Board Meetings <b>10</b>	Board Attendance <b>83%</b>	Epicenter Academy <b>93%</b>	Epicenter Board <b>78%</b>

## OAK PARK SERVICE LEARNING ACADEMY

21700 Meadow Street Oak Park, MI 48237		WEBSITE:	GRADES:	YEAR OPENED:	ENROLLMENT:
		<a href="http://www.oakparksla.org">www.oakparksla.org</a>	K-6	2019	n/a
M-STEP Proficiency <b>&lt;5%</b>	NWEA SCGP <b>15</b>	NWEA Achievement <b>7%</b>	Median SAT <b>n/a</b>	Health Factor <b>3</b>	Health Outcome <b>6</b>
State Aid Membership <b>n/a</b>	Fund Balance % <b>n/a</b>	Board Meetings <b>n/a</b>	Board Attendance <b>n/a</b>	Epicenter Academy <b>n/a</b>	Epicenter Board <b>n/a</b>

# SCHOOLS AND DATA

## REDFORD SERVICE LEARNING ACADEMY

WEBSITE:		GRADES:		YEAR OPENED:		ENROLLMENT:			
25940 Grand River Avenue Redford, MI 48239		www.redfordsla.org		K-8		2014		n/a	
M-STEP Proficiency	NWEA SCGP	NWEA Achievement	Median SAT	Health Factor	Health Outcome				
<b>&lt;5%</b>	<b>25</b>	<b>5%</b>	<b>n/a</b>	<b>83</b>	<b>83</b>				
State Aid Membership	Fund Balance %	Board Meetings	Board Attendance	Epicenter Academy	Epicenter Board				
<b>n/a</b>	<b>n/a</b>	<b>n/a</b>	<b>n/a</b>	<b>n/a</b>	<b>n/a</b>				

## GRAND TRAVERSE ACADEMY

WEBSITE:		GRADES:		YEAR OPENED:		ENROLLMENT:			
1245 E Hammond Rd. Traverse City, MI 49686		www.mygta.us		K-12		1999		792	
M-STEP Proficiency	NWEA SCGP	NWEA Achievement	Median SAT	Health Factor	Health Outcome				
<b>39%</b>	<b>56</b>	<b>67%</b>	<b>1020</b>	<b>5</b>	<b>7</b>				
State Aid Membership	Fund Balance %	Board Meetings	Board Attendance	Epicenter Academy	Epicenter Board				
<b>792</b>	<b>16%</b>	<b>12</b>	<b>93%</b>	<b>95%</b>	<b>93%</b>				

## ICADEMY GLOBAL

WEBSITE:		GRADES:		YEAR OPENED:		ENROLLMENT:			
8485 Homestead Zeeland, MI 49464		www.icademyglobal.org		K-12		2014		295	
M-STEP Proficiency	NWEA SCGP	NWEA Achievement	Median SAT	Health Factor	Health Outcome				
<b>22%</b>	<b>37</b>	<b>46%</b>	<b>980</b>	<b>2</b>	<b>2</b>				
State Aid Membership	Fund Balance %	Board Meetings	Board Attendance	Epicenter Academy	Epicenter Board				
<b>295</b>	<b>60%</b>	<b>11</b>	<b>91%</b>	<b>95%</b>	<b>98%</b>				

## INNOCADEMY

WEBSITE:		GRADES:		YEAR OPENED:		ENROLLMENT:			
8485 Homestead Zeeland, MI 49464		www.innocademy.com		K-8		2012		297	
M-STEP Proficiency	NWEA SCGP	NWEA Achievement	Median SAT	Health Factor	Health Outcome				
<b>32%</b>	<b>48</b>	<b>59%</b>	<b>n/a</b>	<b>2</b>	<b>2</b>				
State Aid Membership	Fund Balance %	Board Meetings	Board Attendance	Epicenter Academy	Epicenter Board				
<b>297</b>	<b>25%</b>	<b>12</b>	<b>82%</b>	<b>92%</b>	<b>98%</b>				

## INNOCADEMY ALLEGAN CAMPUS

WEBSITE:		GRADES:		YEAR OPENED:		ENROLLMENT:			
2611 56th St. Fennville, MI 49408		https://allegan.innocademy.com		K-8		2013		83	
M-STEP Proficiency	NWEA SCGP	NWEA Achievement	Median SAT	Health Factor	Health Outcome				
<b>22%</b>	<b>62</b>	<b>33%</b>	<b>n/a</b>	<b>21</b>	<b>19</b>				
State Aid Membership	Fund Balance %	Board Meetings	Board Attendance	Epicenter Academy	Epicenter Board				
<b>83</b>	<b>17%</b>	<b>11</b>	<b>78%</b>	<b>95%</b>	<b>97%</b>				

# SCHOOLS AND DATA

## MACOMB MONTESSORI ACADEMY

14057 East 9 Mile Warren, MI 48089		WEBSITE:	GRADES:	YEAR OPENED:	ENROLLMENT:
		www.macombmontessoriacademy.com	Pre-6	2012	248
M-STEP Proficiency	NWEA SCGP	NWEA Achievement	Median SAT	Health Factor	Health Outcome
<b>5%</b>	<b>17</b>	<b>10%</b>	<b>n/a</b>	<b>46</b>	<b>49</b>
State Aid Membership	Fund Balance %	Board Meetings	Board Attendance	Epicenter Academy	Epicenter Board
<b>248</b>	<b>32%</b>	<b>9</b>	<b>87%</b>	<b>99%</b>	<b>100%</b>

## MOMENTUM ACADEMY

60 S Lynn Ave. Waterford, MI 48328		WEBSITE:	GRADES:	YEAR OPENED:	ENROLLMENT:
		www.momentumacademy.org	K-6	2013	223
M-STEP Proficiency	NWEA SCGP	NWEA Achievement	Median SAT	Health Factor	Health Outcome
<b>&lt;5%</b>	<b>42</b>	<b>13%</b>	<b>n/a</b>	<b>83</b>	<b>83</b>
State Aid Membership	Fund Balance %	Board Meetings	Board Attendance	Epicenter Academy	Epicenter Board
<b>223</b>	<b>13%</b>	<b>7</b>	<b>89%</b>	<b>93%</b>	<b>96%</b>

## OAKLAND COUNTY ACADEMY OF MEDIA & TECHNOLOGY

48980 Woodward Ave. Pontiac, MI 48342		WEBSITE:	GRADES:	YEAR OPENED:	ENROLLMENT:
		www.ocamt.academy	K-8	2013	172
M-STEP Proficiency	NWEA SCGP	NWEA Achievement	Median SAT	Health Factor	Health Outcome
<b>n/a</b>	<b>n/a</b>	<b>n/a</b>	<b>n/a</b>	<b>n/a</b>	<b>n/a</b>
State Aid Membership	Fund Balance %	Board Meetings	Board Attendance	Epicenter Academy	Epicenter Board
<b>172</b>	<b>11%</b>	<b>10</b>	<b>96%</b>	<b>80%</b>	<b>90%</b>

## REGENT PARK SCHOLARS CHARTER ACADEMY

15865 E Seven Mile Rd. Detroit, MI 48025		WEBSITE:	GRADES:	YEAR OPENED:	ENROLLMENT:
		www.nhaschools.com	K-8	2011	707
M-STEP Proficiency	NWEA SCGP	NWEA Achievement	Median SAT	Health Factor	Health Outcome
<b>10%</b>	<b>42</b>	<b>27%</b>	<b>n/a</b>	<b>83</b>	<b>83</b>
State Aid Membership	Fund Balance %	Board Meetings	Board Attendance	Epicenter Academy	Epicenter Board
<b>691</b>	<b>0.48%</b>	<b>11</b>	<b>96%</b>	<b>97%</b>	<b>100%</b>

## RIDGE PARK CHARTER ACADEMY

4120 Camelot Ridge Dr. SE Kentwood, MI 49546		WEBSITE:	GRADES:	YEAR OPENED:	ENROLLMENT:
		www.nhaschools.com	K-8	1998	531
M-STEP Proficiency	NWEA SCGP	NWEA Achievement	Median SAT	Health Factor	Health Outcome
<b>30%</b>	<b>51</b>	<b>52%</b>	<b>n/a</b>	<b>12</b>	<b>12</b>
State Aid Membership	Fund Balance %	Board Meetings	Board Attendance	Epicenter Academy	Epicenter Board
<b>530</b>	<b>0.43%</b>	<b>7</b>	<b>90%</b>	<b>98%</b>	<b>98%</b>

# SCHOOLS AND DATA

## TIPTON ACADEMY

1615 Belton Garden City, MI 48135		WEBSITE:	GRADES:	YEAR OPENED:	ENROLLMENT:
		www.tipton-academy.org	K-8	2012	479
M-STEP Proficiency	NWEA SCGP	NWEA Achievement	Median SAT	Health Factor	Health Outcome
<b>11%</b>	<b>35</b>	<b>32%</b>	<b>n/a</b>	<b>83</b>	<b>83</b>
State Aid Membership	Fund Balance %	Board Meetings	Board Attendance	Epicenter Academy	Epicenter Board
<b>478</b>	<b>35%</b>	<b>9</b>	<b>80%</b>	<b>96%</b>	<b>100%</b>

## WAY ACADEMY FLINT

817 East Kearsley St. Flint, MI 48503		WEBSITE:	GRADES:	YEAR OPENED:	ENROLLMENT:
		www.wayacademyflint.net	7-12	2013	86
M-STEP Proficiency	NWEA SCGP	NWEA Achievement	Median SAT	Health Factor	Health Outcome
<b>&lt;10 students</b>	<b>n/a</b>	<b>n/a</b>	<b>n/a</b>	<b>77</b>	<b>80</b>
State Aid Membership	Fund Balance %	Board Meetings	Board Attendance	Epicenter Academy	Epicenter Board
<b>86</b>	<b>-4%</b>	<b>12</b>	<b>98%</b>	<b>85%</b>	<b>89%</b>

## WAY ACADEMY SOUTHWEST

8701 W. Vernor Detroit, MI 48209		WEBSITE:	GRADES:	YEAR OPENED:	ENROLLMENT:
		www.wayacademy.net	6-12	2012	218
M-STEP Proficiency	NWEA SCGP	NWEA Achievement	Median SAT	Health Factor	Health Outcome
<b>n/a</b>	<b>n/a</b>	<b>n/a</b>	<b>n/a</b>	<b>83</b>	<b>83</b>
State Aid Membership	Fund Balance %	Board Meetings	Board Attendance	Epicenter Academy	Epicenter Board
<b>217</b>	<b>11%</b>	<b>12</b>	<b>93%</b>	<b>87%</b>	<b>87%</b>

## WAY ACADEMY WEST

19321 W. Chicago Detroit, MI 48228		WEBSITE:	GRADES:	YEAR OPENED:	ENROLLMENT:
		www.wayacademy.net	6-12	2012	n/a
M-STEP Proficiency	NWEA SCGP	NWEA Achievement	Median SAT	Health Factor	Health Outcome
<b>n/a</b>	<b>n/a</b>	<b>n/a</b>	<b>n/a</b>	<b>83</b>	<b>83</b>
State Aid Membership	Fund Balance %	Board Meetings	Board Attendance	Epicenter Academy	Epicenter Board
<b>n/a</b>	<b>n/a</b>	<b>n/a</b>	<b>n/a</b>	<b>n/a</b>	<b>n/a</b>

## WSC ACADEMY YPSILANTI

855 Jefferson St. Ypsilanti, MI 48197		WEBSITE:	GRADES:	YEAR OPENED:	ENROLLMENT:
		www.wskills.com	9-12	2012	50
M-STEP Proficiency	NWEA SCGP	NWEA Achievement	Median SAT	Health Factor	Health Outcome
<b>n/a</b>	<b>n/a</b>	<b>n/a</b>	<b>n/a</b>	<b>1</b>	<b>5</b>
State Aid Membership	Fund Balance %	Board Meetings	Board Attendance	Epicenter Academy	Epicenter Board
<b>49</b>	<b>35%</b>	<b>7</b>	<b>80%</b>	<b>99%</b>	<b>100%</b>



## ON CAMPUS

### **Chris Oshelski**

*Executive Director  
of Charter Schools*  
coshelski@lssu.edu  
906-635-2121

### **Jenny Peterman**

*Reauthorization and  
Compliance Specialist*  
jpeterman@lssu.edu  
906-635-2121

### **Sierra Burton**

*Student Worker*  
sburton2@lssu.edu  
906-635-2121

### **Rebecca Clawson**

*Finance and  
Governance Specialist*  
rclawson@lssu.edu  
906-635-2279

### **Julie Buchholtz**

*Academic Assessment  
Specialist*  
jhopper@lssu.edu  
906-635-2118

### **Brooke Maciag**

*School Support Specialist*  
bmaciag@lssu.edu  
906-635-2724

## ENRICHMENT

### **Elizabeth Christiansen**

*Great Lakes Education  
and Outreach Specialist*  
echristiansen@lssu.edu  
906-635-2757

### **Kristin Graham**

*Charter School Camps*  
kgraham3@lssu.edu  
906-635-2189

### **Hillary Jeffreys**

*Concurrent/Dual Enrollment*  
hjeffreys@lssu.edu  
906-635-2693

## FIELD REPRESENTATIVES

### **GARNET GREEN**

*FIELD REPRESENTATIVE*  
GGREEN3@LSSU.EDU  
248-961-4601

### **KEITH KRAHNKE**

*FIELD REPRESENTATIVE*  
KKRAHNKE1@LSSU.EDU  
906-647-3800

### **LYNN METHNER**

*FIELD REPRESENTATIVE*  
LMETHNER1@LSSU.EDU  
906-440-6649

### **MELISSA WEISBERGER**

*FIELD REPRESENTATIVE*  
MWEISBERGER@LSSU.EDU  
248-563-7641

# PORTFOLIO PERFORMANCE REPORT 2021-2022



 **LAKE SUPERIOR**  
STATE UNIVERSITY  
CHARTER SCHOOLS

**JULIE BUCHHOLTZ**  
*Academic Assessment Specialist*  
Lake Superior State University  
Charter Schools Office  
jhopper@lssu.edu  
906-635-2118

Excelance