



LAKE SUPERIOR
STATE UNIVERSITY
CHARTER SCHOOLS

PORTFOLIO PERFORMANCE REPORT



2022-2023

BOARD OF TRUSTEES

Tom Bailey

Richard Barch

Patricia Caruso, 2nd Vice Chair

Sheri Davie

Jon DeRoo

Timothy L. Lukenda, Chair

Randy Pingatore

Cynthia Williams, 1st Vice Chair

INTERIM LSSU PRESIDENT

Dr. Lynn G. Gillette

INTERIM LSSU PROVOST

Dr. Kimberly Muller

DIRECTOR OF CHARTER SCHOOLS

Chris Oshelski

PHILOSOPHY:

We believe in authorizing through the lens of an educator realizing students are more than academic performance or financial incentives. True authorizing takes into account the whole child, whole academy, and whole community recognizing the importance of increased performance sustainability.

VISION:

We envision an educational system in Michigan that provides families with diverse educational opportunities that allow each child to flourish and find their place in the global community.

MISSION:

To ensure quality oversight and support to our authorized charter academies resulting in students who are prepared for the next phase of life whether it be attending college, joining the military, or entering the workforce.

The Division of Enrollment Management's partnership with our Charter Schools Office is one of the most critical and productive partnerships we have in contributing to the advancement of the Lake Superior State University's identity and reach. The collaboration enables us to expand the services we provide to prospective students and the impact LSSU can have on our citizens access to a quality education, their preparation for transitioning into the workforce, and the impact these students can have on Michigan's preparation for the modern economy.

-FRED PIERCE III

Dean of Enrollment Management & Communication



MESSAGE FROM THE DIRECTOR

Dear LSSU Charter Schools Family,

During the 2022-23 academic year, parents of more than 8,500 children chose to send their child to one of the twenty-one public school academies authorized by Lake Superior State University. Whether it is academic rigor, passionate and qualified teachers, a challenging curriculum, or a warm and nurturing school environment, these families chose charters because they meet the needs of their child allowing them to flourish.

The LSSU Charter Schools Office aims to support our academies so that students leaving our academies are prepared for the next phase of their lives whether it be furthering their education, directly entering the workforce, or joining the military. Our impact on education could not be possible without the incredible teachers, administrators, support staff, and board members serving in our academies. You are the heart of what we do. Thank you for your dedication and commitment to the students and families that you serve.

As we reflect on the past academic year, we take a moment to celebrate our accomplishments while strategizing on how we can better support our academies in the future. Our 2022-23 Portfolio Report provides a summary of how our academies performed in the areas of academics, finance, governance, and compliance.

*Sincerely,
Chris Oshelski
Executive Director
LSSU Charter Schools*

TIMELINE

1998

AUTHORIZED
Concord Montessori Academy
Ridge Park Scholars

1999

AUTHORIZED
Advanced Technology Academy
Detroit Service Learning
Grand Traverse Academy

2012

AUTHORIZED
Charlton Heston Academy
Innocademy
Grand Rapids Ellington
Macomb Montessori
Tipton Academy
Widening Advancements for Youth - Detroit
Work Skills Corporation
North Central Academy
(2nd site of Bay City Academy)

2011

AUTHORIZED
American International Academy
Bay City Academy
Regent Park Scholars

2000

AUTHORIZED
Concord Academy Boyne
Concord Academy Petoskey

2013

AUTHORIZED
DeTour Arts & Technology Academy
ICademy
Momentum Academy
Sarah J. Webber Academy
Widening Advancements for Youth - Flint

2014

AUTHORIZED
Innocademy Allegan Academy

2018

REAUTHORIZATION
American International Academy
Bay City Academy
DeTour Arts & Technology Academy
ICademy
Macomb Montessori Academy
Momentum Academy
Sarah J. Webber Academy
Tipton Academy
Widening Advancements for Youth - Flint

2017

REAUTHORIZATION
Advanced Technology Academy
Charlton Heston Academy
Concord Academy Boyne
Widening Advancements for Youth - Detroit
Work Skills Corporation
Non-Renewal
Grand Rapids Ellington Academy

2016

REAUTHORIZATION
Regent Park Scholars

2019

REAUTHORIZATION
Innocademy Allegan Academy

2021

REAUTHORIZATION
Concord Academy Petoskey
Detroit Service Learning
Grand Traverse Academy
Regent Park Scholars
Ridge Park Scholars

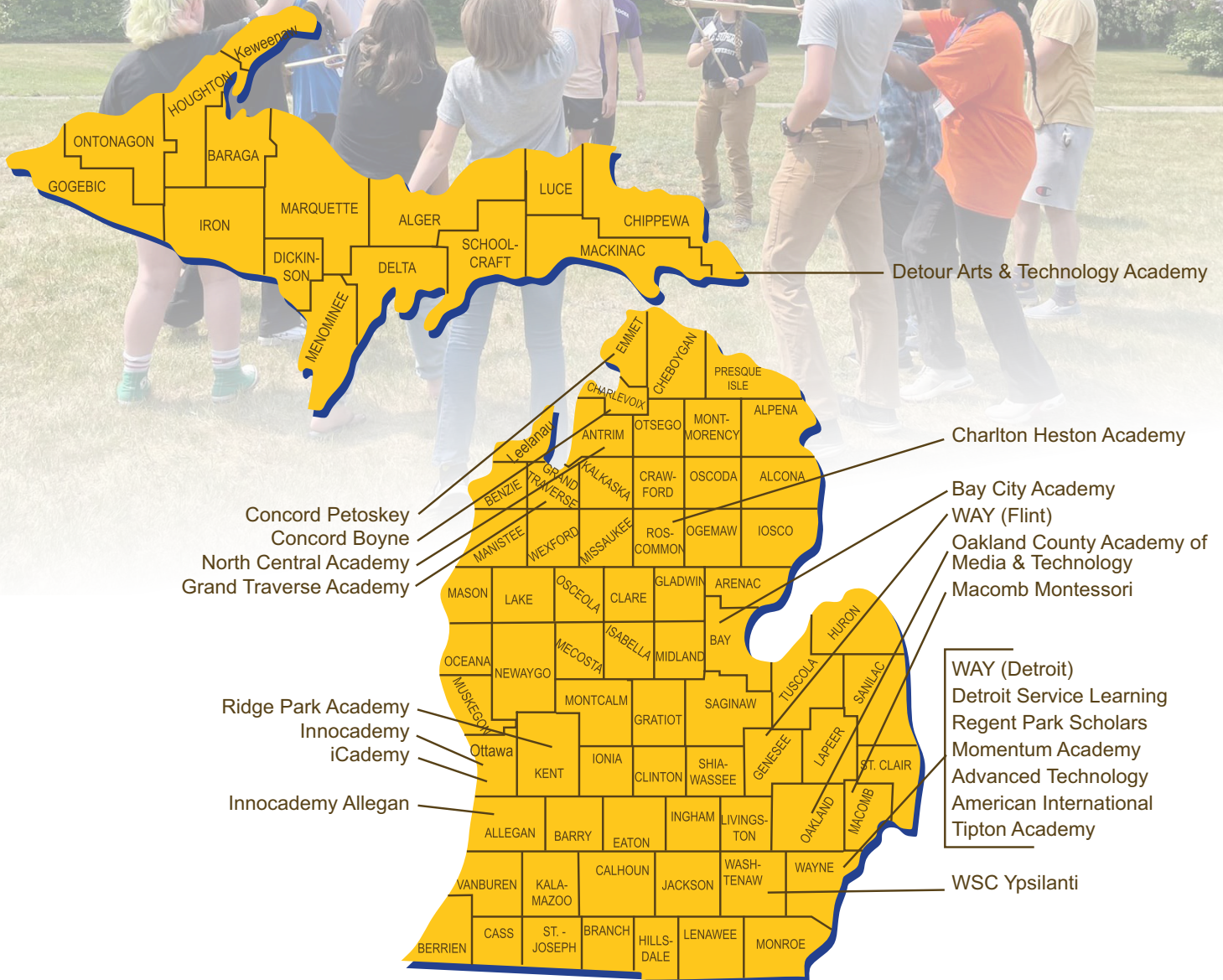
2022

REAUTHORIZATION
Concord Academy Boyne
Innocademy
Advanced Technology Academy
Charlton Heston Academy
Widening Advancements for Youth-Detroit
Work Skills Corporation

OUR PORTFOLIO

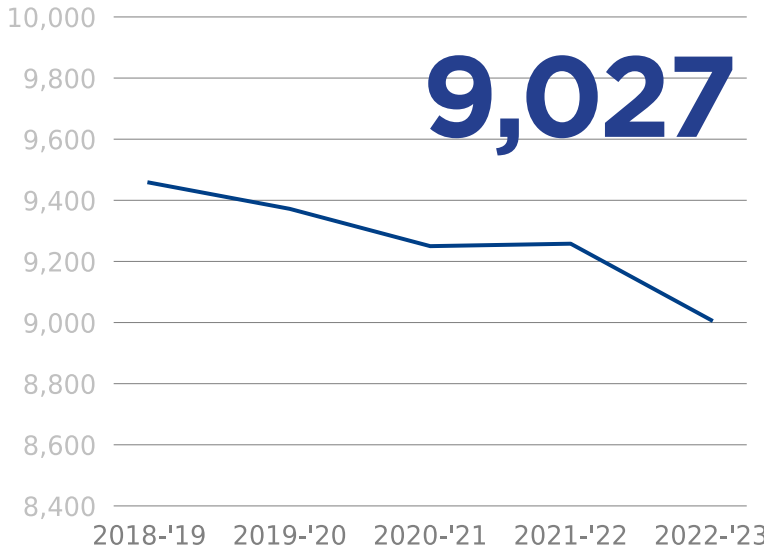
21 PSA

DISTRICTS



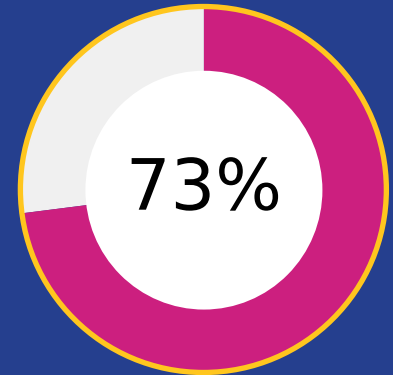

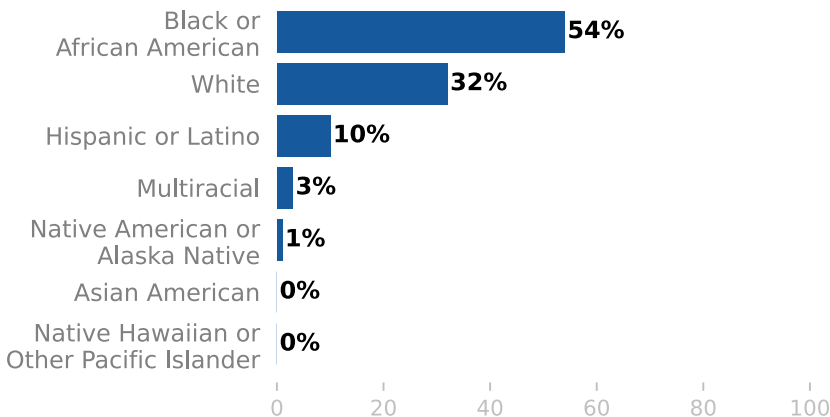
OUR STUDENTS

2022-23 TOTAL ENROLLMENT:

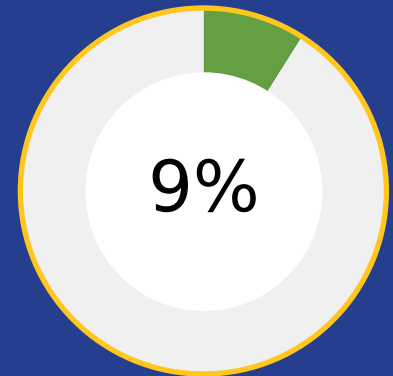


We believe in not only providing a quality educational experience at LSSU authorized academies but in exposing students to as many enrichment opportunities as possible. These opportunities include summer camps, S.T.E.A.M. (science, technology, engineering, art, math) camps, as well as programming provided by the LSSU Arts Center or the Center for Freshwater Research and Education.

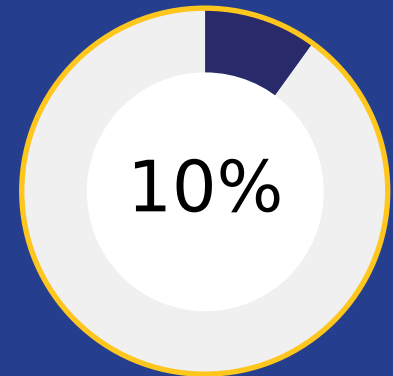
-DR. KIMBERLY MULLER
LSSU Provost




QUALIFY FREE OR REDUCED LUNCH



SPECIAL EDUCATION



LIMITED ENGLISH PROFICIENCY



STUDENT OPPORTUNITIES



LSSU enjoys having students on campus to experience our hands-on approach to learning through interactive demonstrations and experiments, while also showing them the natural beauty of the Eastern Upper Peninsula.

-KRISTIN GRAHAM
Executive Assistant and Director
of Events and Camps

CHARTER SCHOOL GUARANTEE

LSSU offers the Charter School Guarantee that allows Michigan high school seniors graduating from an Academy authorized by LSSU guaranteed admission to the university. Upon enrollment, the student will automatically receive a \$2,000 scholarship renewable for up to four years, per remaining in good academic standing.

DUAL ENROLLMENT

LSSU offers dual and concurrent enrollment opportunities for high school students to earn university credits while still in high school. Students are able to get a jump start on earning their college degree.

EARLY COLLEGE

The Eastern Upper Peninsula Early College Program is a partnership between LSSU and local school districts of the Eastern Upper Peninsula Intermediate School District. The five year high school diploma and college credits leading up to an Associates's degree from LSSU or a Michigan Early/Middle College Association Technical Certificate.

S.T.E.A.M. CAMP

LSSU CSO coordinates a variety of science, technology, engineering, arts, and music camp opportunities. These camps are dedicated to providing unique and potentially life changing experiences for LSSU charter school students.

SUMMER CAMPS

The Charter Schools Office coordinates with the LSSU Admissions Department to offer a variety of camp experiences for charter school students resulting in well rounded students.



PERFORMANCE

MEDIAN SAT
(COHORT STUDENTS)

840

MEDIAN NWEA
STUDENT CONDITIONAL
GROWTH PERCENTILE

39



MET NWEA
ACHIEVEMENT TARGET
(COHORT STUDENTS)

31%

MET NWEA
GROWTH
(ALL STUDENTS)

40%

MEDIAN PSAT 8, 9, 10
(COHORT STUDENTS)

8th (750)
9th (800)
10th (820)

ADVANCED/PROFICIENT
ON M-STEP
(ELA & MATHEMATICS)

19%

GRADUATION
RATE

73%

In the field of Charter School education, an all for one and one for all belief guides the service and support that we strive to provide our academies each and every day. We understand that parents have dreams and hopes for their children and that our academies provide the choices and opportunities to fulfill those wishes. More than ever education faces a multitude of challenges and our Charter Schools team is prepared and united to support and serve.

-JOE THIENES
Field Representative



COHORT VS NON-COHORT

Cohort Students:

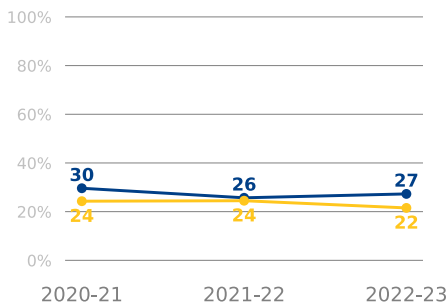
Students who have been continuously enrolled for 3 or more years

Non-Cohort Students:

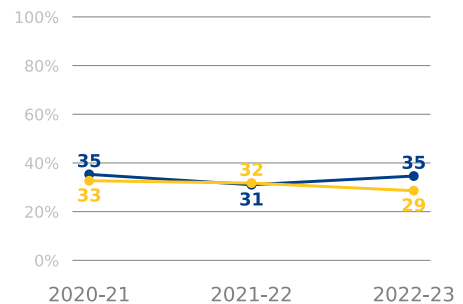
Students who have been enrolled for less than 3 years

NWEA: Cohort vs. Non-Cohort Students

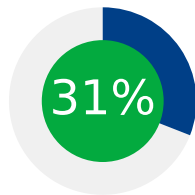
% Meeting Mathematics Targets



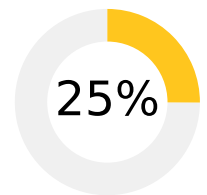
% Meeting Reading Targets



Percent of cohort students meeting both mathematics and reading targets:



Percent of non-cohort students meeting both mathematics and reading targets:



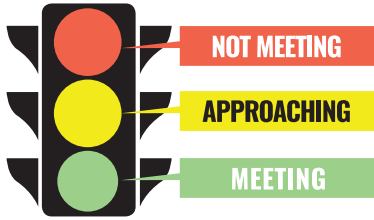
Cohort students will achieve a greater median scale score than non-cohort students.

NWEA Mathematics

Grade	Cohort	Non-Cohort
2	184	182
3	191	189
4	200	196
5	203.5	198
6	209	207
7	214	211
8	216	215

NWEA Reading

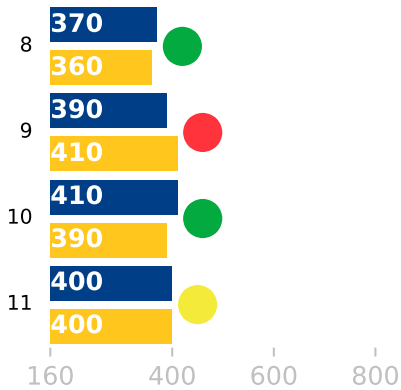
Grade	Cohort	Non-Cohort
2	177	177
3	188	184
4	198	191
5	203	200
6	208.5	207
7	213	210
8	216	211



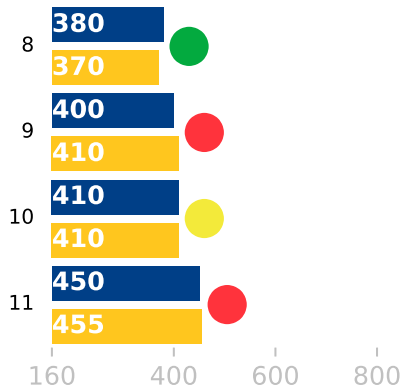
COLLEGE READINESS

Cohort vs. Non-Cohort Students

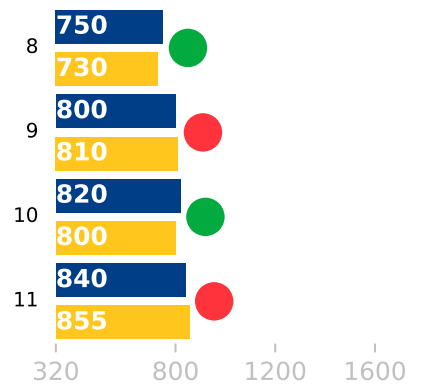
MATHEMATICS



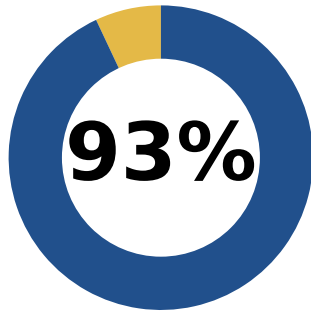
EBRW



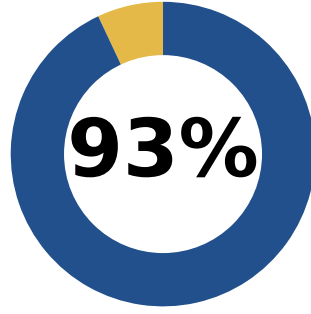
TOTAL



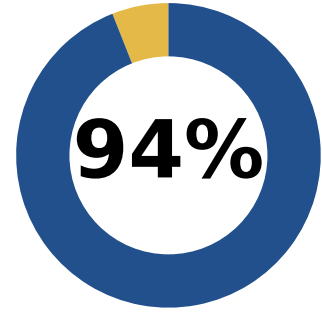
COMPLIANCE



ACADEMY TASKS



OVERALL COMPLIANCE



BOARD TASKS



I have had the privilege of working with the LSSU CSO team, in a variety of consulting capacities, for over a decade. In my current consulting role, I have serviced the team, directly, in their organizational development, and have also served a number of LSSU-appointed boards. Through the stellar leadership of Chris Oshelski, the LSSU CSO team has established a culture that encourages attentiveness to school needs and addressing those needs in timely, respectful and appropriate ways through the use of internal and external resources. It has been an honor to serve as a partner to the LSSU CSO in their oversight and support efforts.

-ANGELA L. IRWIN, President
AirWin Educational Services, LLC

FINANCE

AVERAGE FUND
BALANCE

23%

AVERAGE EXPENDITURES
PER PUPIL

\$13,594

AVERAGE REVENUES
PER PUPIL

\$13,688

FOUNDATION
PER PUPIL

\$9,150



DASH BOARD



LAKE SUPERIOR
STATE UNIVERSITY
CHARTER SCHOOLS

SCHOOLS AND DATA

ADVANCED TECHNOLOGY ACADEMY

4801 Oakman Blvd. Dearborn, MI 48126		WEBSITE:	GRADES:	YEAR OPENED:	ENROLLMENT:
		www.atafordpas.org	K-12	2000	1257
M-STEP Proficiency 5%	NWEA SCGP 34	NWEA Achievement 16%	Median SAT 835	Health Factor 81	Health Outcome 83
State Aid Membership 1256	Fund Balance % 18%	Board Meetings 6	Board Attendance 83%	Epicenter Academy 97%	Epicenter Board 98%

AMERICAN INTERNATIONAL ACADEMY

300 S. Henry Ruff Rd. Westland, MI 48186		WEBSITE:	GRADES:	YEAR OPENED:	ENROLLMENT:
		www.americanintlacademy.com	K-12	2011	539
M-STEP Proficiency <5%	NWEA SCGP 34	NWEA Achievement 7%	Median SAT 740	Health Factor 81	Health Outcome 83
State Aid Membership 540	Fund Balance % 7%	Board Meetings 9	Board Attendance 91%	Epicenter Academy 94%	Epicenter Board 85%

BAY CITY ACADEMY

301 N. Farragut St. Bay City, MI 48708		WEBSITE:	GRADES:	YEAR OPENED:	ENROLLMENT:
		www.baycityacademy.com	K-12	2011	501
M-STEP Proficiency 30%	NWEA SCGP 46	NWEA Achievement 39%	Median SAT 795	Health Factor 54	Health Outcome 61
State Aid Membership 501	Fund Balance % 9%	Board Meetings 10	Board Attendance 81%	Epicenter Academy 96%	Epicenter Board 100%

NORTH CENTRAL ACADEMY

5055 Corey Road Mancelona, MI 49659		WEBSITE:	GRADES:	YEAR OPENED:	ENROLLMENT:
		www.northcentralacademy.net	K-12	2012	n/a
M-STEP Proficiency 10%	NWEA SCGP 43	NWEA Achievement 25%	Median SAT <10 students	Health Factor 21	Health Outcome 9
State Aid Membership n/a	Fund Balance % n/a	Board Meetings n/a	Board Attendance n/a	Epicenter Academy n/a	Epicenter Board n/a

CHARLTON HESTON ACADEMY

1350 N St. Helen Rd. St. Helen, MI 48656		WEBSITE:	GRADES:	YEAR OPENED:	ENROLLMENT:
		www.charltonhestonacademy.com	K-12	2012	740
M-STEP Proficiency 8%	NWEA SCGP 36	NWEA Achievement 30%	Median SAT 840	Health Factor 74	Health Outcome 71
State Aid Membership 742	Fund Balance % 15%	Board Meetings 9	Board Attendance 78%	Epicenter Academy 79%	Epicenter Board 83%

SCHOOLS AND DATA

CONCORD ACADEMY - BOYNE

401 East Dietz Rd. Boyne City, MI 49712		WEBSITE:	GRADES:	YEAR OPENED:	ENROLLMENT:
		www.concordboyne.com	K-12	2000	136
M-STEP Proficiency 31%	NWEA SCGP 46	NWEA Achievement 48%	Median SAT <10 students	Health Factor 14	Health Outcome 14
State Aid Membership 136	Fund Balance % 49%	Board Meetings 11	Board Attendance 93%	Epicenter Academy 99%	Epicenter Board 100%

CONCORD ACADEMY - PETOSKEY

2468 Atkins Rd. Petoskey, MI 49770		WEBSITE:	GRADES:	YEAR OPENED:	ENROLLMENT:
		www.concordpetoskey.com	K-12	2000	156
M-STEP Proficiency 51%	NWEA SCGP 56	NWEA Achievement 44%	Median SAT <10 students	Health Factor 11	Health Outcome 10
State Aid Membership 156	Fund Balance % 53%	Board Meetings 8	Board Attendance 93%	Epicenter Academy 99%	Epicenter Board 100%

DETOUR ARTS AND TECHNOLOGY ACADEMY

202 Division St. DeTour, MI 49725		WEBSITE:	GRADES:	YEAR OPENED:	ENROLLMENT:
		https://detourata.eupschools.org	K-12	2013	130
M-STEP Proficiency 59%	NWEA SCGP 65	NWEA Achievement 66%	Median SAT n/a	Health Factor 56	Health Outcome 29
State Aid Membership 84	Fund Balance % 8%	Board Meetings 10	Board Attendance 82%	Epicenter Academy 97%	Epicenter Board 97%

DETROIT SERVICE LEARNING ACADEMY

21605 W Seven Mile Rd. Detroit, MI 48219		WEBSITE:	GRADES:	YEAR OPENED:	ENROLLMENT:
		www.detroitsla.org	K-8	1999	1382
M-STEP Proficiency <5%	NWEA SCGP 30	NWEA Achievement 11%	Median SAT n/a	Health Factor 81	Health Outcome 83
State Aid Membership 1370	Fund Balance % 28%	Board Meetings 10	Board Attendance 83%	Epicenter Academy 93%	Epicenter Board 78%

OAK PARK SERVICE LEARNING ACADEMY

21700 Meadow Street Oak Park, MI 48237		WEBSITE:	GRADES:	YEAR OPENED:	ENROLLMENT:
		www.oakparksla.org	K-6	2019	n/a
M-STEP Proficiency <5%	NWEA SCGP 30	NWEA Achievement 8%	Median SAT n/a	Health Factor 3	Health Outcome 5
State Aid Membership n/a	Fund Balance % n/a	Board Meetings n/a	Board Attendance n/a	Epicenter Academy n/a	Epicenter Board n/a

SCHOOLS AND DATA

REDFORD SERVICE LEARNING ACADEMY

WEBSITE:		GRADES:		YEAR OPENED:		ENROLLMENT:			
25940 Grand River Avenue Redford, MI 48239		www.redfordsla.org		K-8		2014		n/a	
M-STEP Proficiency	NWEA SCGP	NWEA Achievement	Median SAT	Health Factor	Health Outcome				
<5%	32	10%	n/a	81	83				
State Aid Membership	Fund Balance %	Board Meetings	Board Attendance	Epicenter Academy	Epicenter Board				
n/a	n/a	n/a	n/a	n/a	n/a				

GRAND TRAVERSE ACADEMY

WEBSITE:		GRADES:		YEAR OPENED:		ENROLLMENT:			
1245 E Hammond Rd. Traverse City, MI 49686		www.mygta.us		K-12		1999		792	
M-STEP Proficiency	NWEA SCGP	NWEA Achievement	Median SAT	Health Factor	Health Outcome				
56%	55	68%	1010	6	8				
State Aid Membership	Fund Balance %	Board Meetings	Board Attendance	Epicenter Academy	Epicenter Board				
792	16%	12	93%	95%	93%				

ICADEMY GLOBAL

WEBSITE:		GRADES:		YEAR OPENED:		ENROLLMENT:			
8485 Homestead Zeeland, MI 49464		www.icademyglobal.org		K-12		2014		295	
M-STEP Proficiency	NWEA SCGP	NWEA Achievement	Median SAT	Health Factor	Health Outcome				
54%	34	65%	<10 students	2	3				
State Aid Membership	Fund Balance %	Board Meetings	Board Attendance	Epicenter Academy	Epicenter Board				
295	60%	11	91%	95%	98%				

INNOCADEMY

WEBSITE:		GRADES:		YEAR OPENED:		ENROLLMENT:			
8485 Homestead Zeeland, MI 49464		www.innocademy.com		K-8		2012		297	
M-STEP Proficiency	NWEA SCGP	NWEA Achievement	Median SAT	Health Factor	Health Outcome				
55%	38	56%	n/a	2	3				
State Aid Membership	Fund Balance %	Board Meetings	Board Attendance	Epicenter Academy	Epicenter Board				
297	25%	12	82%	92%	98%				

INNOCADEMY ALLEGAN CAMPUS

WEBSITE:		GRADES:		YEAR OPENED:		ENROLLMENT:			
2611 56th St. Fennville, MI 49408		https://allegan.innocademy.com		K-8		2013		83	
M-STEP Proficiency	NWEA SCGP	NWEA Achievement	Median SAT	Health Factor	Health Outcome				
38%	31	38%	n/a	20	19				
State Aid Membership	Fund Balance %	Board Meetings	Board Attendance	Epicenter Academy	Epicenter Board				
83	17%	11	78%	95%	97%				

SCHOOLS AND DATA

MACOMB MONTESSORI ACADEMY

14057 East 9 Mile Warren, MI 48089		WEBSITE:	GRADES:	YEAR OPENED:	ENROLLMENT:
		www.macombmontessoriacademy.com	Pre-6	2012	248
M-STEP Proficiency	NWEA SCGP	NWEA Achievement	Median SAT	Health Factor	Health Outcome
<5%	38	21%	n/a	30	41
State Aid Membership	Fund Balance %	Board Meetings	Board Attendance	Epicenter Academy	Epicenter Board
248	32%	9	87%	99%	100%

MOMENTUM ACADEMY

60 S Lynn Ave. Waterford, MI 48328		WEBSITE:	GRADES:	YEAR OPENED:	ENROLLMENT:
		www.momentumacademy.org	K-6	2013	223
M-STEP Proficiency	NWEA SCGP	NWEA Achievement	Median SAT	Health Factor	Health Outcome
11%	38	18%	n/a	81	83
State Aid Membership	Fund Balance %	Board Meetings	Board Attendance	Epicenter Academy	Epicenter Board
223	13%	7	89%	93%	96%

OAKLAND COUNTY ACADEMY OF MEDIA & TECHNOLOGY

48980 Woodward Ave. Pontiac, MI 48342		WEBSITE:	GRADES:	YEAR OPENED:	ENROLLMENT:
		www.ocamt.academy	K-8	2013	172
M-STEP Proficiency	NWEA SCGP	NWEA Achievement	Median SAT	Health Factor	Health Outcome
n/a	n/a	n/a	n/a	n/a	n/a
State Aid Membership	Fund Balance %	Board Meetings	Board Attendance	Epicenter Academy	Epicenter Board
172	11%	10	96%	80%	90%

REGENT PARK SCHOLARS CHARTER ACADEMY

15865 E Seven Mile Rd. Detroit, MI 48025		WEBSITE:	GRADES:	YEAR OPENED:	ENROLLMENT:
		www.nhaschools.com	K-8	2011	707
M-STEP Proficiency	NWEA SCGP	NWEA Achievement	Median SAT	Health Factor	Health Outcome
15%	39	28%	n/a	81	83
State Aid Membership	Fund Balance %	Board Meetings	Board Attendance	Epicenter Academy	Epicenter Board
691	0.48%	11	96%	97%	100%

RIDGE PARK CHARTER ACADEMY

4120 Camelot Ridge Dr. SE Kentwood, MI 49546		WEBSITE:	GRADES:	YEAR OPENED:	ENROLLMENT:
		www.nhaschools.com	K-8	1998	531
M-STEP Proficiency	NWEA SCGP	NWEA Achievement	Median SAT	Health Factor	Health Outcome
44%	49	57%	n/a	12	17
State Aid Membership	Fund Balance %	Board Meetings	Board Attendance	Epicenter Academy	Epicenter Board
530	0.43%	7	90%	98%	98%

SCHOOLS AND DATA

TIPTON ACADEMY

1615 Belton Garden City, MI 48135		WEBSITE:	GRADES:	YEAR OPENED:	ENROLLMENT:
		www.tipton-academy.org	K-8	2012	479
M-STEP Proficiency 17%	NWEA SCGP 45	NWEA Achievement 37%	Median SAT n/a	Health Factor 81	Health Outcome 83
State Aid Membership 478	Fund Balance % 35%	Board Meetings 9	Board Attendance 80%	Epicenter Academy 96%	Epicenter Board 100%

WAY ACADEMY FLINT

817 East Kearsley St. Flint, MI 48503		WEBSITE:	GRADES:	YEAR OPENED:	ENROLLMENT:
		www.wayacademyflint.net	7-12	2013	86
M-STEP Proficiency <5%	NWEA SCGP n/a	NWEA Achievement n/a	Median SAT n/a	Health Factor 75	Health Outcome 82
State Aid Membership 86	Fund Balance % -4%	Board Meetings 12	Board Attendance 98%	Epicenter Academy 85%	Epicenter Board 89%

WAY ACADEMY SOUTHWEST

8701 W. Vernor Detroit, MI 48209		WEBSITE:	GRADES:	YEAR OPENED:	ENROLLMENT:
		www.wayacademy.net	6-12	2012	218
M-STEP Proficiency n/a	NWEA SCGP n/a	NWEA Achievement n/a	Median SAT n/a	Health Factor 81	Health Outcome 83
State Aid Membership 217	Fund Balance % 11%	Board Meetings 12	Board Attendance 93%	Epicenter Academy 87%	Epicenter Board 87%

WAY ACADEMY WEST

19321 W. Chicago Detroit, MI 48228		WEBSITE:	GRADES:	YEAR OPENED:	ENROLLMENT:
		www.wayacademy.net	6-12	2012	n/a
M-STEP Proficiency n/a	NWEA SCGP n/a	NWEA Achievement n/a	Median SAT n/a	Health Factor 81	Health Outcome 83
State Aid Membership n/a	Fund Balance % n/a	Board Meetings n/a	Board Attendance n/a	Epicenter Academy n/a	Epicenter Board n/a

WSC ACADEMY YPSILANTI

855 Jefferson St. Ypsilanti, MI 48197		WEBSITE:	GRADES:	YEAR OPENED:	ENROLLMENT:
		www.wskills.com	9-12	2012	50
M-STEP Proficiency n/a	NWEA SCGP n/a	NWEA Achievement n/a	Median SAT n/a	Health Factor 1	Health Outcome 6
State Aid Membership 49	Fund Balance % 35%	Board Meetings 7	Board Attendance 80%	Epicenter Academy 99%	Epicenter Board 100%

FIELD REPRESENTATIVES

GARNET GREEN

FIELD REPRESENTATIVE

GGREEN3@LSSU.EDU

248-961-4601

JOE THIENES

FIELD REPRESENTATIVE

JTHIENES@LSSU.EDU

616-204-1308

LYNN METHNER

FIELD REPRESENTATIVE

LMETHNER1@LSSU.EDU

906-440-6649

MELISSA WEISBERGER

FIELD REPRESENTATIVE

MWEISBERGER@LSSU.EDU

248-563-7641



Chris Oshelski

*Executive Director
of Charter Schools*
coshelski@lssu.edu
906-635-2121

Rebecca Clawson

*Finance and
Governance Specialist*
rclawson@lssu.edu
906-635-2279

Jenny Peterman

*Reauthorization and
Compliance Specialist*
jpeterman@lssu.edu
906-635-2121

Julie Buchholtz

*Academic Assessment
Specialist*
jhopper@lssu.edu
906-635-2118

Sierra Burton

Student Worker
sburton2@lssu.edu
906-635-2121

Brooke Maciag

School Support Specialist
bmaciag@lssu.edu
906-635-2724



ENRICHMENT

Elizabeth Christiansen

*Great Lakes Education
and Outreach Specialist*
echristiansen@lssu.edu
906-635-2757

Amanda Stempky

*Concurrent/Dual Enrollment
Specialist*
astempky@lssu.edu
906-635-2057

Kristin Graham

Charter School Camps
kgraham3@lssu.edu
906-635-2189

PORTFOLIO PERFORMANCE REPORT

2022-2023



JULIE BUCHHOLTZ
Academic Assessment Specialist
Lake Superior State University
Charter Schools Office
jhopper@lssu.edu
906-635-2118



LAKE SUPERIOR
STATE UNIVERSITY
CHARTER SCHOOLS

ExceLance